

# **TWO-YEAR B. ED SYLLABUS**

<b>Course Code</b>	<b>Course Name</b>	<b>Internal Marks</b>	<b>Externna Marks</b>	<b>Total Marks</b>
Edu 1	Foundations of Education	35	65	100
Edu 2	Learner and Learning	35	65	100
Edu 3	Learning Resources	35	65	100
Edu 4	Teaching: Approaches and Strategies	20	30	50
Edu 5	School and Classroom Management	20	30	50
Edu 6	Communication skills	50		Grade
Edu 7	Subject Pedagogy -A	75	75	150
Edu 8	Subject Pedagogy -B	75	75	150
Edu 9	Assessment and Evaluation	35	65	100
Edu 10	Health and Physical Education	50		Grade
Edu 11	Inclusive Education	20	30	50
Edu 12	Action Research	20	30	50
Edu 13	Environmental Education	20	30	50
Edu 14	Capacity Development ( Four out of six)			
I	Life Skills	25		Grade
II	Art And Aesthetics	25		
III	Disaster Management	25		
IV	Media Literacy	25		
V	Gender Issues In Education	25		
VI	Education For Peace	25		
VII	Event Management	25		

# **FIRST YEAR B.ED SYLLABUS**

## EDU 01: FOUNDATIONS OF EDUCATION

### ***Objectives:***

By the end of the course the student-teacher will be able to:

- understand how education derives its relevance from social, cultural, economic and political contexts.
- identify the contribution to education of western and eastern thinkers.
- Understand the Contributions of Mahatma Gandhi to Education- Nai Talim
- understand the relationship between education and development : at individual and national levels.
- examine the changing emphases on Education in the context of Globalisation, Liberalisation and Privatisation.
- develop an insight into educational funding.
- understand the importance of universalisation of secondary education and the constitutional provisions for realizing it.
- identify the various causes for inequality in schooling.
- realize the importance of Right to Education and the provisions made for realizing it.
- develop the skills required to contribute towards a Knowledge Society.
- understand the importance of educational planning and administration.
- understand the need and importance of education for peace and the national and international efforts towards it.
- explore the strategies for sensitising the learners towards environmental conservation.

### ***Learning Outcomes:***

The student-teacher:

- Understands how education derives its relevance from social, cultural, economic and political contexts.
- Understands the role of various agencies in the Socialization of the child.
- Realizes the importance of Right to Education and the provisions made for realizing it.
- Examines the changing emphases on Education in the context of Globalization, Liberalization and Privatization.
- Identifies the contribution to education of western and eastern thinkers.
- Understands the relationship between education and development: at individual and national levels.
- Understands the Rights of the Child.
- Develops an insight into educational funding.
- Identifies the various causes for inequality in schooling.

- Develops the skills required to contribute towards a Knowledge Society.
- Understands the importance of educational planning and administration.
- Understands the importance of universalization of secondary education and the constitutional provisions for realizing it.
- Understands the need and importance of education for Promoting Pluralism, Population education and understanding education of the marginalized and efforts towards it.
- Explores the strategies for sensitizing the learners towards Secularism.
- Understands the Role of Government of India in Education.
- Understands the policies framed by the Central Advisory Board of Education (CABE)
- Understands the need of updating the National Curriculum Framework (NCF) by NCERT.
- Understands the Teacher's Commitment to the learner, the society, the profession and the basic values.

### **Unit-1: The Social, Cultural and Political Contexts of Education (18%, 12 Marks)**

- 1.1 Sources of the Aims of Education: - social, cultural, economic and political contexts and their impact on education.
- 1.2 Education as an instrument of Social Change.
- 1.3 Socialisation - influence of society, family, peer groups, media and new age technologies on education.
- 1.4 Emerging trends in societies and their repercussions on education: liberalisation, privatisation, globalisation and internationalisation of education.
- 1.5 The Right to Education Act of 2009.
- 1.6 Educational Provisions in the Constitution of India

### **Unit-2: Contributions of Great Educators (18%,12 Marks)**

The contributions to education of:

- 2.1 Jean Jacques Rousseau,
- 2.2 John Dewey,
- 2.3 Rabindranath Tagore,
- 2.4 Swami Vivekananda,
- 2.5 Jiddu Krishnamurthy
- 2.6 Paulo Freire

### **Unit 3: Contributions of Mahatma Gandhi to Education (10%,6 Marks)**

- 3.1 Gandhian philosophy on Education
- 3.2 Nai Talim -as engaged learning and its relevance, Community engagement Methodology.
- 3.3 Nai Talim- Traditional, Intellectual and Constructivist approaches- Models to Education and learning.
- 3.4. Nai Talim-Education for life and through life and its reflection in curriculum and Pedagogical practices

### **Unit 4: Education and Development (12%,8 Marks)**

- 4.1 The Evolving Concept of Development.
- 4.2 The Right of the Child Act of 2005
- 4.3 Equity and Equality in Education – meaning, nature and forms of inequality (i) dominant and minor groups (ii) gender (iii) public and private schools (iv) rural and urban schools.
- 4.4 The Elusive Triangle of Indian Education: Equality, Quantity and Quality.
- 4.5 The Financing of Education
- 4.6 Educational Planning and Administration.

### **Unit-5: Education in a 'knowledge society' (12%, 8 Marks)**

- 5.1 Nature of knowledge in education: concepts, statements, educational viewpoints, metaphors and theories.
- 5.2 Emerging knowledge base in education for a 'Knowledge Society'.
- 5.3 Promoting an interdisciplinary approach to education.
- 5.4 Shift in learning environments: Uni-modal to multi-mediated, school based to community linked, and real to virtual learning environments.
- 5.5 The open-distance learning environment.
- 5.6 The teacher as a knowledge worker.

### **Unit 6: Contemporary Concerns and Issues in Secondary Education (16%, 10 marks)**

- 6.1 Universalization of Secondary Education (USE): issues and concerns
- 6.2 The Salient Features of UNESCO's Education Commission Report: Education in the 21<sup>st</sup> Century (Jacques Delors)
- 6.3 Population Education
- 6.4 Education of the marginalized.

6.5 The importance of promoting “secularism” in education.

6.6 Pluralism in Education.

### **Unit 7: The Education System in Indian Society (14%, 9 Marks)**

7.1 Role of Government of India in Education

7.2 The policies framed by the Central Advisory Board of Education (CABE)

7.3 The perspective of education for national development in: the Education Commission (1964-66),

7.4 The NPE 1986, The Ramamurthi Education Commission 1990 and the modified NPE 1992 with its (POA)

7.5 Updating the National Curriculum Framework (NCF) by NCERT.

7.6 The Teacher’s Commitment to (i) the learner, (ii) the society, (iii) the profession and (iv) the basic values.

### **References:**

1. Delors J., (1996). “Learning the treasure within”: UNESCO’s Education Commission Report for the 21<sup>st</sup> century.
2. Khanna S. D. (1994) Kothari Commission Report 1964-66, Bhuba House Publication.
3. Govt. of India (1986). National Policy on Education, Min. of HRD, New Delhi.
4. Hassan Taj (2005) Current Challenges in Education, Neelkamal
5. Salamatullah, (1979). Education in Social context, NCERT, New Delhi.
6. Narayan P. S. (2012-13) The Right of Children to Free and compulsory Education Act 2009, Gogic Law Publication.
7. Sharma, Ram Nath. (2000) Textbook of Educational Philosophy. New Delhi: Kanishka Publishers Distributors.
8. Hallinan, Maureen T. (Ed.) (2000) Handbook of the Sociology of Education, Springer e-books, springer Book Archives.
9. Chaube and Chaube (1994) Foundations of Education, Vikas Publishing House Pvt. Ltd.
10. Krishnamurthi J. (1974) Krishnamurthi on Education, Krishnamurthi Foundation India
11. Govt. of India (1992). NPE with its Programme of Action, Min. of HRD.
12. Naik J. P. and Nurullah Syed (1974, 6 ed.) A Students’ History of Education in India, Macmillan
13. Freire Paulo (1973) NY: Education for Critical Consciousness – A Continuum Book
14. Freire Paulo (1985) The Politics of Education: Culture, Power and Liberation: Houndmill, Basingstoke, London Macmillan Publishers.
15. UNESCO. (2004) *Education for All: The Quality Imperative. EFA Global Monitoring Report.* Paris.
16. Jandhyala Bala Gangadhara Tilak (2003) Financing Education in India: Current Issues and Changing Perspectives, Ravi Books for NUEPA.
17. Butchvarov, P. (1970), *The Concept of Knowledge*, Evanston, Illinois: North Western University Press.
18. Datta, D.M. (1972). *Six ways of Knowing*. Calcutta University Press, Calcutta.

19. Margaret, K.T. *The open Classroom*, Orient Longman: New Delhi, 1999.
20. Hirst. Paul, (1975) *Knowledge and the Curriculum*, Routledge & K Paul
21. Prema Clarke (2001). *Teaching & Learning: The Culture of pedagogy*, Sage Publication, New Delhi.
22. Ziyauddin and Kasi (2009) *Dimensions of Social Exclusion: Ethnographic Explorations (of the marginalised)*. Cambridge Scholars Publishing
23. Anand, C.L. et.al. (1983). *Teacher and Education in Emerging Indian Society*, NCERT, New Delhi.
24. NCERT (1993). *Teacher and Education in Emerging Indian Society*, New Delhi
25. Mittal M. L. (2009) *Education in the Emerging Indian Society*, International Publishing House.
26. Dash B. N. (2004) *Theories of Education & Education in the Emerging Indian Society*, Dominant Publishers and Distributors, New Delhi
27. NCERT (1986). *School Education in India – Present Status and Future Needs*, New Delhi.
28. Moonis Raza (1985) *EDUCATIONAL PLANNING: A LONG-TERM PERSPECTIVE* Concept, New Delhi, NUEPA
29. UNESCO. (2004) *Education for All: The Quality Imperative. EFA Global Monitoring Report*. Paris.
30. Lunenburg F. and Ornstein A. C. (2011) *Educational Administration: Concepts and Practices*, Wadsworth Pub.; 6th edition



## **EDU 02: LEARNER AND LEARNING**

### **Objectives:**

After going through the course the teacher trainee will:

1. Understand the growth and development of the learner through the different stages of Childhood and Adolescence and its importance in the learning process.
2. Develop an understanding of areas of Individual Differences among learners.
3. Develop an understanding of exceptional learners and with Differently abled learners.
4. Develop an understanding of skills for handling Exceptional learners and Differently abled learners.
5. Understand the concept of adjustment, maladjustment and the causes of maladjustment.
6. Develop understanding about factors affecting learning
7. Understand the concept of learning process
8. Understand and apply the different learning theories in the classroom.
9. Understand the role of Guidance and Counseling.
10. Develop the skill in the use of psychological tests and performing experiments

### **Learning outcomes**

- Students will understand the growth and development of the learner through its principles, role of heredity and environment and its characteristics.
- Students will be able to learn about adolescents- characteristics, contemporary concerns and the role of a teacher and parents in handling the adolescents.
- Students will develop an understanding with the knowledge of individual difference, types and areas of individual difference among learners.
- Students will be able to understand and apply the various cognitive development theories in real classroom practice.
- Students will understand the concept and nature of learning process.
- Students will be able to apply the learning laws and theories in the real classroom situation.
- Students will understand the importance of Perception, gaining students' attention, and the motivation.

- Students will also gain knowledge of factors influencing learning such as transfer of learning, problem solving and the importance of Thinking in learning process.
- Students will be able to apply the information processing model and its classroom implications.
- Students will learn about memory process, types and various causes of forgetting and the role of a teacher to curb them.
- Students will understand the role of guidance and counselling in shaping of an integrated personality.

### **Unit 1: Learner as a Developing Individual (Childhood and Adolescence) (15%, 10 Marks)**

- 1.1 Concept of growth and development: principles, role of heredity and environment
- 1.2 Developmental characteristics of the learner, developmental tasks and their implications (physical, cognitive, social, emotional and moral aspects).
- 1.3 Contemporary concerns: physical appearance, sexuality, drug abuse, ragging, peer influence, suicide, negative impact of media)
- 1.4 Role of teachers and parents in handling adolescents.

### **Unit 2: Understanding Learner Diversity (20%, 13 Marks)**

- 2.1 Individual Differences: Meaning and Types.
- 2.2 Areas of Learner differences with regard to: learning styles, attitude, aptitude, personality, interest, values, intelligence and creativity.
- 2.3 Understanding Differences: Meaning, identification and educational provisions for
  - Exceptional Learner (gifted, slow learners)
  - Differently-abled Learner.
- 2.4 Educational Implications of the following:
  - Jean Piaget: Cognitive Development
  - Daniel Goleman: Emotional Intelligence
  - Howard Gardner: Multiple Intelligences
  - Lawrence Kohlberg: Moral Development

### **Unit 3: Learning (20%, 13 Marks)**

- 3.1 Concept and nature of the Learning Process

3.2 Relevance of Learning Theories and Classroom implications:

- Trial & Error learning and laws of learning
- Classical conditioning
- Operant conditioning
- Gestalt
- Gagne's hierarchy of learning.
- Social Learning theory

3.3 Constructivist Approach to Learning

**Unit 4: Factors Influencing Learning and Classroom implications (20%, 13 Marks)**

4.1 Perception (Sensation, Processes- *selection, organization, interpretation*) and Attention

4.2 Motivation (Concept, Types: intrinsic & extrinsic motivation, strategies to motivate students)

4.3 ,Transfer of Learning

4.4 Problem Solving

4.5 Thinking: Critical and Creative

**Unit 5: Learning through Information Processing (15%, 10 Marks)**

5.1 Structure of Information Processing- (Sensory Register, Short Term Memory, Long Term Memory)

5.2 Memory Process - registration, retention, recall and recognition

5.3 Forgetting- causes

5.4 Classroom implications: ways of enhancing memory

**Unit 6: Development of an Integrated Personality (10%, 6 Marks)**

6.1 Adjustment vs. Maladjustment: Meaning and Characteristics

6.2 Adjustment Strategies.

6.3 Characteristics of an Integrated Person.

6.4 Role of Guidance and Counseling in the development of an integrated personality

6.5 Role of Teachers and Parents in the area of Guidance and Counseling Services

**References:**

Ashcraft, M.H. (1994). Human memory and cognition (2nd Ed.). NY: Harper Collins.

Biehler and Snowman (7<sup>th</sup> ed) (1993) *Psychology Applied to Teaching*. Boston: Houghton Mifflin Company

Benjafied, J.G. (1992). *Cognition*, Prentice Hall, Englewood Cliffs.

Brown, J. S., Collins A and Dugrid, P (1989). *Situated Cognition and the Culture of Learning*, Educational Research; 32-42.

Brown, H. Douglas (1987). *Principles of Language Teaching and Learning* (2nd Ed.). Englewood Cliffs, NY: Prentice-Hall

Denise Pope (2001), *Doing School: How we are creating a Generation of Stresses Out, Materialistic and Miseducated Students*. New Haven: Yale University Press.

Gardner Howard (1985). *Frames of Mind. The theory of Multiple Intelligences*, Basic Books, New York.

Goleman, D (1999) *Working with Emotional Intelligence*, London: Bloomsbury

Hurlock, E. B. *Child Development*, New Delhi: TataMcGraw Hill

Omrod, Jeanne Ellis et al (2010). *Principles of Educational Psychology*, Toronto, Pearson.

Omrod, Jeanne Ellis et al. *Educational Psychology: Developing Learners*. 4<sup>th</sup> Edition.

Jeffery Arnett (2007). *Adolescence and Emerging Adulthood: A Cultural Approach*. (3<sup>rd</sup> Ed.) Upper Saddle River, N.J. Pearson.

Patricia A. Alexander, Philip H. Winnie (2006) *Handbook of Educational Psychology*

Plotnik, R.(1999). *Introduction to Psychology*, New York, Brooks/cole

Sarangapani M. Padma (2003), *Constructing School Knowledge: An Ethnography of Learning in an Indian Village*, Sage Publication.

Strut Mary, Oakden, E. C. (1999) *Modern Psychology and Education*, Routledge.

Woolfolk, A.E.(2009) *Educational Psychology* (11<sup>th</sup> Edition) (My Education Lab Series) Prentice Hall

Mangal, S.K (1997) *Advanced Educational Psychology*. New Delhi: Prentice Hall of India

Krick, S.A (1962) *Educating Exceptional Children* .Oxford and ISH Publishing, New York.

Kochar, S.K (1993) *Educational and Vocational Guidance in Secondary Schools*. New York : Sterling Publishers

Ewen, R.B (1984) *Psychology of Adolescence*. New York : Prentice Hall Inc.

Skinner, C.E. (Ed) (1995) *Psychology of Adolescence*. New Delhi: Prentica Hall of India

## EDU 03: LEARNING RESOURCES

### Objectives:

The student develops an understanding about

1. the significance of communication in the teaching-learning encounter
2. facilitative and inhibitive factors and ways to enhance/overcome them
3. the role of audio, visual and audio-visual learning media
4. self-learning and methods to employ
5. the role of a teacher in designing learning materials based on curricular objectives
6. ICT as an integral part of modern day facilitative learning
7. new technologies which accelerate learning knowing that the modern learner is a 'digital citizen'
8. managing the learning resources in a school to maintain and sustain learning
9. the significance of hands-on learning to foster learning

### Learning Outcomes:

- The students will be able to understand about the significance of communication in the teaching-learning process
- The students will be able to differentiate between the facilitative and inhibitive factors and ways to enhance/overcome them
- The students will be able to understand the role of audio, visual and audio-visual learning media
- The students will be able to develop self-learning methods and to employ it.
- The students will be able to identify the role of a teacher in designing learning materials based on curricular objectives
- The students will be able recognize ICT as an integral part of modern day facilitative learning
- The student will be able to use an appropriate technology to address the needs of children in the classroom.
- The student will be able to adapt any technology to address the specific problems of children in the classroom.
- The students will be able to identify new technologies which accelerate learning knowing that the modern learner is a 'digital citizen'
- The students will be able to manage the learning resources in a school to maintain and sustain learning
- The students will be able to recognize the significance of hands-on learning to foster learning.

## **Unit 1. Educational Communication (20%, 13 Marks)**

### 1.1 Concept of Communication

- Meaning
- Components
- Communication cycle
- Types (verbal and non-verbal: meaning, characteristics, merits and limitations)
- Modes (speaking, writing, visualizing)

### 1.2 Significance of communication in teaching-learning

- Reflective communication (both the teacher and student)
- Interpersonal communication

### 1.3 Classroom communication – an analysis of its facilitative and Inhibitive nature

- Strategies to enhance communication
- Strategies to overcome inhibitive factors

### 1.4 Abstractness or concreteness provided by different learning experiences

- Meaning of learning experiences
- Dales cone of experiences
- Using Multiple Intelligences to plan effective communication materials

## **Unit 2 Multisensory Learning Media for Classroom Teaching (20%, 13 Marks)**

(Meaning, characteristics, selection, guidelines for use, merits and limitations of the following learning media)

### 2.1 Classification of learning media as audio, visual and audio-visual media

#### 2.2 Audio media

- Disc based audio,
- educational radio,
- audio conference,
- podcasts, and;
- streaming audio

#### 2.3 Visual Media

- 2.3.1 Print media (illustrated books, magazines, newspapers, periodicals, comic strips, cartoons and encyclopedia)

2.3.2 Projected media (digital visualizer, films)

2.3.3 Non-projected media (graph, map, chart, poster, images, diagrams, models and material)

2.3.4 Three dimensional media (realia, 3D models, specimens, puppets)

2.4 Audio-visual Media

- streaming video,
- Television/Educational Television,
- COMPUTER

### **Unit 3 Resources for promoting Self-learning and Learning to Learn Skills (10%, 7 Marks)**

3.1 Concept of learning to learn skills: self-learning

3.2 Principles of self – learning

3.3 Methods to promote self-learning (Computer Aided Instruction using ready-to-use learning packages, personalized system of instruction, learning centers, mini courses, modular instruction)

3.4 Merits and limitations of self-learning

### **Unit 4 Designing Self-learning materials (the ADDIE model to be applied in the design process) (10%, 6 Marks)**

4.1 Concept, characteristics and importance of designing self-learning materials

4.2 Steps in designing worksheets

4.3 Steps in designing 3D objects/models

4.4 Steps in designing a self-learning material (create a video material using FOSS)

4.5 Role of the teacher in designing self-learning materials

4.6 Designing a checklist to measure the effectiveness of the created self-learning material

### **Unit 5 Technology Enhanced Learning (20%, 13 Marks)**

5.1 Educational media and technology standards: SITE, ISTE, AECT

5.2 E-learning: Concept, Approaches (Enhanced Approach also known as face-to-face F2F, Blended Approach and Online Approach), merits, limitations

5.3 ICT and Multimedia as technology enhanced communication devices in teaching-learning

5.4 Impact of ICT on learning and achievement- national and local scenario

5.5 Computer as a learning resource for presentation, documentation, word processing, evaluation

- 5.6 Internet as an Information Resource: Characteristics, merits and limitations
- 5.7 Concept, characteristics and guidelines to use offline and online resources in teaching
- 5.8 Types of digital resources (simulations, educational games, tutorials, drill and practice, encyclopedia). Their characteristics, guidelines for use, merits and limitations
- 5.9 An introduction to Free and Open Source Software (FOSS)
- 5.10 Types of FOSS that can be applied to education (audio, visual, audio-visual)

### **Unit 6 Emerging Technologies to facilitate learning (20%, 13 Marks)**

- 6.1 Meaning, characteristics, merits and limitations of the following technologies. A practical demonstration on using cellular phones, audio/video streaming/social media/cloud storage in teaching must be compulsorily undertaken.
  - Interactive/Smart boards
  - Cellular phones
  - Collaborative learning through wikis, LMS (Moodle)
  - Language lab
  - Social media
  - Cloud storage
  - Virtual tours/field trips
  - Video conferencing (VC)
  - Web conferencing (WC)
- 6.2 Role of the teacher in an ICT enabled environment
- 6.3 Managing School Learning Resources
  - Learning resources in a school: laboratories, IT laboratory, library (need, characteristics)
  - Managing the use of these resources: Role of the teacher

### **References:**

- Aggarwal, J.C. (2009) Essentials of educational Technology. Noida, Vikas Publishing House Pvt Ltd
- Bhatnagar, R.P and Bhatnagar, Meenakshi (2007) Educational Technology and Management. Meerut, Loyal Book Depot
- Brown, Lewis and Harclerod, (1977) A.V. Instruction Technology, Media & Methods. New York, McGraw Hill Book Company
- Bhushan, Anand and Ahuja, Malvinder (2007) Educational Technology. Patiala, Bawa Publications
- Imison, T., Taylor, P.H. (2001). Managing ICT in the Secondary Schools. Heinemann: Oxford



- Haas, Kenneth B and Packer, Harry Q (1960). Preparation and use of audio visual aids. Englewood, Prentice hall
- Jones, F & Jones. B. (2000). Tools for teaching. Fredric Jones and Associates
- Kemp, Jerrold E. and Smellie, Don C. Planning Producing & using Instructional Media
- Kemp, Jerrold E. and Dayton, Deane K. Planning & producing Instructional Media
- Kerry, Trevor (1982) Effective Questioning. London, Macmillan Educational Limited
- Mohanty, Jagannath (2007) Modern trends in educational Technology. New Delhi, Neelkamal Publications Pvt Ltd
- Presnky, M. (2010). Teaching digital natives: Partnering for real learning. 16<sup>th</sup> Ed. Corwin Publishers
- Richardson, W. (2006), Blogs, wikis, podcasts and other powerful web tools for classroom. 6<sup>th</sup> Edition. Corwin Publishers
- Roisin D & Fiona McSweeney (2008). Applied e-Learning and e-Teaching in Higher Education
- Sanders Donald, H. (1998). Computers Today. McGraw Hill Book Company: New Delhi
- Semenov, Alexy (2005). Information and Communication Technologies in Schools. A handbook for Teachers. UNESCO
- Sharma, R.A (2005) Essentials of Instructional Technology. Meerut. R. Lall Book Depot
- Sampath, K., Pannirselvam, A. and Santhanam, S (1990) Introduction to Educational Technology. New Delhi, Sterling Publishers Private limited
- Vanaja M and Varnasi, Lalini (2007) Educational Technology. New Delhi, Neelkamal Publications Pvt Ltd
- Wittich, Walter Arno and Schuller, Charles Francis (1953) Audio Visual Materials: Their Nature and Use. New York, Harper and Brothers Publishers

**Objectives:** On completion of the course the student teacher will be able to:

- Demonstrate his/her understanding of the changing concept of teaching
- Understand the relationship between teaching and learning
- Use instructional skills/strategies effectively.
- Use reflective practices in improving teaching and learning

**LEARNING OUTCOMES:** Students will be able to

- demonstrate his/her understanding of the changing concept of teaching
- Students will understand the relationship between teaching and learning
- Students will be able to use instructional skills/strategies effectively.
- Students will be able to use reflective practices for improving teaching and learning

**Unit 1 Understanding Teaching ( 20%, 6 Marks)**

- a. Changing concept of teaching, teaching different from training and indoctrination, teaching as a planned activity.
- b. Teachers 'assumptions on teaching and its impact on planning and teaching.
- c. Impact of one's own socialization process on 'becoming a teacher and its limitation( impact of their early experiences as student , as student teacher)
- d. Proficiency in teaching: Skills, Competencies and Commitment.

**Unit 2. Instructional approaches and strategies (20%, 6 Marks)**

- a. Teacher Controlled Instruction-Lecture method, Demonstration, Team teaching and Activity based instruction.
- b. Learner Controlled Instruction-Self learning, Forms of self learning-Programmed Instruction, Computer Assisted Instruction, and Project based learning.
- c. Small group and Whole group Instruction: Cooperative learning , Brain storming, Role play, Dramatization, Group discussion, Simulation, Debate, Quiz and seminar

**Unit 3. Developing self study strategies in students (30%,9 Marks)**

- a. Importance of developing study strategies in students
- b. Types of learning strategies
- c. Rehearsal strategy: underlining , marginal notes
- d. Elaboration strategies: Note taking, Use of analogies,PQ4R method.
- e. Organization strategies: Outlining, Mapping Mnemonics, Chunking, Acronyms, Link words.
- f. Meta-cognitive strategies: Direct Instruction and reciprocal teaching

#### **Unit 4. Reflective Practice in Teaching (30%, 9 Marks)**

- a. Meaning of Reflective teaching.
- b. Characteristics of a reflective teacher
- c. Process of Reflection- Journal/ Diary writing, Self evaluation/reflection, Learner achievement as a feedback for evaluating teacher effectiveness.
- d. Developing a personal philosophy of teaching
- e. Limitations of reflective practices.

#### **References:**

1. Arends, Richard, I (1998) learning to Teach (4<sup>th</sup> Ed), New Delhi, Mc Graw Hill.
2. Malderez Angi and Wedell Martin ( 2007) Teaching Teachers, London, Continuum.
3. Martinez-Pons, Manuel( 2001) The Psychology of teaching and Learning, London, Continuum.
4. Norton, Lin S.(2009) Action Research in Teaching and Learning, London, Routledge.
5. Overall Lyn and Sangster Margaret ( 2003) Secondary Teachers' Handbook ( 2<sup>nd</sup> Ed) London, Continuum.
6. Pollard Andrew (2006) Reflective teaching, 2<sup>nd</sup> Edition , London, Continuum.
7. Reynolds David ( 2011) Effective Teaching ( 3<sup>rd</sup> Ed), London, Sage.
8. Rowntree Derek (1986) teaching through Self Instruction, London, Kogan Page.

## **Course Objectives**

- To enable students to understand the use of management principles for improving quality of education at secondary level
- Understand the managerial practices in school- human and physical resources management.
- Understand importance of classroom management
- Describe approaches to classroom management
- Understand ways of preventing problems in managing a classroom
- Explain the role of teachers and the principal in ensuring a vibrant school and classroom climate

## **LEARNING OUTCOMES**

On completion of the course

- Students will be able to understand the use of management principles for improving quality of education at secondary level
- Students will be able to understand the managerial practices in school- human and physical resources management.
- Students will be able to understand importance of classroom management
- Students will be able to describe approaches to classroom management
- Students will understand ways of preventing problems in managing a classroom
- Students will be able to explain the role of teachers and the principal in ensuring a vibrant school and classroom climate

## **Unit 1 School Management (30%, 9 Marks)**

1.1 Concept of quality management and excellence in education

1.2 Managing Human resources

1.3 Concept and training of human resource development,

1.4 Concept of leadership, Styles of leadership

1.5 Functions and qualities of a) teacher b) Headmaster

1.6 Managing Physical resources

- Physical resources in a school - physical space (building) with adequate classroom space, adequate furniture, learning resources such as the labs, library, sports field, and staffrooms, rest rooms, etc.

1.7 Management of physical resources - Cleanliness, appropriate use of each with an intent or schedule

- Streamlining ways of using the facilities: coordination, sharing School records, Kinds of school records, School Calendar, Log book, Cash book, cumulative record,

1.8 Minimum requirements of physical and human resources in secondary schools as per Goa Education Act, RTE and other rules applicable for secondary school teachers in Goa.

## **Unit 2- School and Classroom Environment (30%, 9 Marks)**

- 2.1 School as an institution with an environment of its own
- 2.2 Leadership style of the headmaster and its influence on teacher role performance
- 2.3 Factors affecting school environment - goodwill, acceptance, belongingness, openness, orderliness, and access, both among teachers and between teachers and students
- 2.4 Promoting self-esteem among students
- 2.5 Team work and transparency in functioning among teachers
- 2.6 Classroom climate – concept and components.
- 2.7 Factors affecting classroom climate
- 2.8 Classroom climate and pupil achievement.

## **Unit 3 – Classroom Management (20%,6 Marks)**

- 3.1 Preparing for effective Classroom management
- 3.2 Elements of effective classroom management
- 3.3.Preventive Classroom management- Establishing Rules and Procedures, Teaching Rules and Procedures, Dealing with external disruptions, maintaining momentum during the lesson.
- 3.4 Techniques of preventive Classroom management

## **Unit 4-Managing Inappropriate Behaviour (20%, 6 Marks)**

- 4.1 Causes of pupil Misbehavior
- 4.2 Dealing with inappropriate behavior
- 4.3 Assertive Discipline
- 4.4 Working towards Self-management

## **References**

- 1) Arends, Richard. (1998) *learning to Teach* (4<sup>th</sup> Ed), New Delhi, Mc Graw Hill.
- 2) Alka, Kalra (1977) *Efficient School Management and Role of Principals*, APH Publishing Corporation, New Delhi.
- 3) Agarwal . J C, *School Organisation , Administration and Management*, Doba House , Delhi.
- 4) Biehler and Snowman. (7<sup>th</sup> ed) (1993) *Psychology Applied to Teaching*.Boston:Houghton Mifflin Company
- 5) Buch, T (et al) (1980) *Approaches to School Management*, Harper & Row Publishers,London.
- 6) Campbell, R F., Corbally, J E and Nystrand, R O (1983) *Introduction to Educational Administration*, (6th ed), Allyn and Bacon, Inc., Boston Blumberg, A & Greenfield, w (1986)

The effective principal, Allyn & Bacon, London.

- 7) Daniel Muijs and David Reynolds(2007) Effective Teaching , 3<sup>rd</sup> Edition,Sage Publication Ltd, London
- 8) Gupta, S K and Gupta S (1991) Educational Administration and Management, Manorama Prakashan, Indore.
- 9) Good L. Thomas and Brophy E.Jerry(1987)Looking in Classrooms, Harper and Row publishers,New York.
- 10) Khan, M S (1990) Educational Administration, Asia, Publishing House, New Delhi.
- 11) Naik, J P (1970) Institutional Planning, Asia Institute for Educational Planning and Administration, New Delhi.
- 12) Rai B.C , School Organisation and Management , Prakashan Kendra, Luknow
- 13) Sushi, T et al (1980) Approaches to school management, London : Harper & Row
- 14) Vashist, Savita (Ed)(1998) Encyclopedia of School Education and Management, New Delhi, Kamal Publishing House.
- 15) Wootan.C.Frederic(2010) No fear in my classroom, Aadams media, Avon, Massachusetts.

## ORAL SKILLS

1. Introduction to the Sounds of English- Vowels, Diphthongs and Consonants – Pronunciation, Articulation, Intonation, Diction and Stress
2. Situational Dialogues / Role Play.
3. Telephoning and e-mailing Skills.
4. Oral Presentations - Prepared and Extempore.
5. Debating

## WRITING SKILLS

1. Listening and Reading Comprehension of Unseen texts.
2. Communicative Writing Skills: Informal and Formal Letters and CV/Resume Writing
3. Academic Writing Skills: Note Taking, Summarising, Article Writing
4. Report Writing, Writing references ( APA style)
5. Book Reviews

## References:

1. Tickoo M. L. , Teaching and Learning English, Orient Black Swan, 2009
2. White G., Listening, OUP, 1998
3. Underwood M., Teaching Listening, Longman, 1989
4. Bygate M., Speaking, OUP, 1987
5. O'Connor J. D., Better English Pronunciation, CUP 2<sup>nd</sup> Ed, 1980
6. Andersen, Peter. (2007). *Nonverbal Communication: Forms and Functions* (2nd ed.) Waveland Press.
7. Argyle, Michael. (1988). *Bodily Communication (2nd ed.)* Madison: International Universities Press.
8. Matt Purland, Talk a Lot: Spoken English Course , My Ebook Publishing House, 2012
9. McIntosh Collin et al, Oxford Collocations Dictionary for students of English, 2<sup>nd</sup> Ed. OUP, 2009.
10. Quirk R., Language Activator, English Production Dictionary, 1993.

## **OBJECTIVES**

By the end of the course the student-teacher will:

- Communicate effectively in other subject matter areas in general, and English Language and Literature in particular.
- Equip themselves with the requisite linguistic skills for teaching the adolescent child in the secondary school context.
- Develop thinking skills (analytical, synthetic, critical, creative).
- develop intercultural understanding and appreciation.
- promoting positive attitudes toward the target language and culture.
- Plan and implement communicative activities for skill integration in ELT.
- Use Computer Assisted Language Learning (CALL) and the Language Laboratory.
- Check on the efficacy of Audio-Visual Devices along with authentic learning materials for the language classroom.
- Be able to conduct a Project on Spoken English
- Learn the stages of test construction and administration
- Plan and implement project work and write a project report.
- Construct and administer a Unit Test
- Acquaint oneself with the skills of preparing rubrics and using portfolio assessment
- Cope with the challenges of continuous comprehensive evaluation
- Conduct intervention programmes for remediation and enrichment
- Consider strategies for their continuing professional growth
- Acquaint themselves with the rudiments of modern English Grammar.
- Acquire a functional knowledge and use of the English language for communicative and academic purposes.
- Speak and write grammatically correct English.
- Learn proper pronunciation skills with the IEPA (International English Phonetic Alphabet)

## **Learning Outcomes**

By the end of the course the student-teacher will be able to

- Communicate effectively in other subject matter areas in general, and English Language and Literature in particular.
- Equip themselves with the requisite linguistic skills for teaching the adolescent child in the secondary school context.
- Develop thinking skills (analytical, synthetic, critical, creative).
- develop intercultural understanding and appreciation.



- Promoting positive attitudes toward the target language and culture.
- Plan and implement communicative activities for skill integration in ELT.
- Use Computer Assisted Language Learning (CALL) and the Language Laboratory.
- Check on the efficacy of Audio-Visual Devices along with authentic learning materials for the language classroom.
- Be able to conduct a Project on Spoken English
- Learn the stages of test construction and administration
- Plan and implement project work and write a project report.
- Construct and administer a Unit Test
- Acquaint oneself with the skills of preparing rubrics and using portfolio assessment
- Cope with the challenges of continuous comprehensive evaluation
- Conduct intervention programmes for remediation and enrichment
- Consider strategies for their continuing professional growth
- Acquaint themselves with the rudiments of modern English Grammar.
- Acquire a functional knowledge and use of the English language for communicative and academic purposes.
- Speak and write grammatically correct English.
- Learn proper pronunciation skills with the IEPA (International English Phonetic Alphabet)

### **Unit 1: Planning in English Language Teaching (ELT) (15%, 13 Marks)**

#### ***Unit 1.1 Planning for the Integration of Language Skills***

- 1.1.1 Objectives for the Language Teaching-Learning Process
- 1.1.2 Using Hierarchic and Non-hierarchic Objectives

#### ***Unit 1.2 The Annual Plan and The Unit Plan for ELT***

- 1.2.1 Developing the Annual Plan
- 1.2.2 Developing the Unit Plan

#### ***Unit 1.3 Lesson Planning for Activity Based Learning (ABL)***

- 1.3.1 Stages of a Lesson
- 1.3.2 Activities for achieving the objectives of a lesson plan

#### ***Unit 1.4 Resources in ELT***

- 1.4.1 Effective use of Audio-Visual Devices (AVDs)
- 1.4.2 Computer Assisted Language Learning (CALL)

## **Unit 2: Evaluation in ELT (15%, 13 Marks)**

### ***Unit 2.1 Testing Procedures***

- 2.1.1 Teacher made criteria and instructions for testing
- 2.1.2 Test Administration

### ***Unit 2.2 The Unit Test***

- 2.2.1 The Blue Print and the Test Paper
- 2.2.2 The Answer Key, Marking Scheme and Grade Sheet

### ***Unit 2.3 Continuous Comprehensive Evaluation and Alternative Assessment***

- 2.3.1 Using tools such as Rubrics and Portfolios
- 2.3.2 Alternative Assessment – Assignments and Projects

### ***Unit 2.4 ELT for Remediation and Enrichment***

- 2.4.1 Graded Activities for the Remediation of Slow Language Learners
- 2.4.2 Creative Activities for the Enrichment of Gifted Language Learners

## **Unit3: Teaching the Receptive Skills (20%, 15 Marks)**

### ***Unit 3.1 Teaching Listening***

- 3.1.1 What is listening?
- 3.1.2 Techniques and activities for teaching listening.

### ***Unit 3.2 Teaching Reading***

- 3.2.1 What is reading?
- 3.2.2 Techniques and activities for teaching reading.

### ***Unit 3.3 Teaching Literature***

- 3.3.1 Teaching prose and poetry
- 3.3.2 Teaching drama, the novel and the short story

### ***Unit 3.4 Teaching Reference Skills***

- 3.4.1 Differentiating between receptive and productive dictionaries
- 3.4.2 Models of Teaching: Concept Attainment and Advance Organiser

## **Unit 4: Teaching the Productive Skills (20%, 15 Marks)**

### ***Unit 4.1 Teaching Speaking***

- 1.1.1 Concepts of Pronunciation, Articulation, Intonation, and Diction.
- 1.1.2 Techniques for teaching speaking.

### ***Unit 4.2 Teaching Writing***

- 1.2.1 Techniques to teach types of writing activities.
- 1.2.2 Models of Teaching: Inquiry Training and Synectics.

### ***Unit 4.3 Teaching Grammar for Language Use***

- 1.3.1 Prescriptive, Descriptive and Pedagogic Grammars
- 1.3.2 Teaching grammar using communicative methodology.

### ***Unit 4.4 Non Verbal Communication***

- 4.4.1 Types of non-verbal communication.
- 4.4.2 Effective use of body language.

## **Unit 5: The English Language Teacher (15%, 12 Marks)**

### ***Unit 5.1 Language Statuses of English in India***

- 5.1.1 English as a first, second and third language.
- 5.1.2 English as a link national and international language.

### ***Unit 5.2 Syllabuses, Approaches, Methods and Techniques in English Language Teaching (ELT)***

- 5.2.1 The Structural Syllabus
- 5.2.2 The Communicative Syllabus
- 5.2.3 The Humanistic Syllabus

## 5.2.4 The Learner-centred Syllabus

### ***Unit 5.3 Thinking Skills for the English Language Teacher***

5.3.1 Using Lateral Thinking

5.3.2 Strategies for Critical and Creative Thinking

### ***Unit 5.4 Continuous Professional Development (CPD) of the ELT Teacher***

5.4.1 Stages of the CPD framework

5.4.1 Participating in in-service training, seminars and conferences.

## **Unit 6: Core Content for Core Competences in ELT (15%, 12 Marks)**

### ***Unit 6.1 The eight 'parts of speech' along with their types and functions***

#### ***Unit 6.2 Transformation of sentences:***

1.2.1 Sentence Types (Assertive, Interrogative, Imperative, Exclamatory),

1.2.2 Direct and Indirect Speech,

1.2.3 Active and Passive Voice,

1.2.4 Affirmative and Negative Sentences

### ***Unit 6.3 Phonics and the International Phonetic Alphabet (IPA) for English.***

6.3.1 The organs of speech

6.3.2 The sounds of English vowels, diphthongs and consonants

6.3.3 Using the phonetic script for transcription exercises

#### ***Unit 6.4 Comprehension and Composition:***

1.4.1 Responding to Unseen Texts,

1.4.2 Letter Writing,

1.4.3 Précis Writing,

1.4.4 Essay Writing

1.4.5 Writing a Book Review.

#### ***References:***

1. Bright & McGregor, (1970) Teaching English as a Second Language: Theory and Techniques for the Secondary Stage, Longman.
2. Lado, Robert (1988) Teaching English Across Cultures, McGraw Hill.

3. Hubbard, Peter et al, (1983) A Training Course for TEFL, OUP.
4. Jeremy Harmer, (2003) The Practice of English Language Teaching with DVD (4th Edition).
5. Richards & Renandya, (2002) Methodology in Language Teaching: An Anthology of Current Practice, CUP.
6. Ur & Wright, (1992) Five-minute activities, CUP.
7. Ur P. (1998) Grammar Practice Activities, CUP.
8. Bolton D. and Goodey N. (2008) English Grammar in Steps, Richmond.
9. Woodward Tessa, (2001) Planning Lessons and Courses, CUP.
10. Cameron L. (2001) Teaching English to Young Learners, CUP.
11. Tomlinson, C. (2004) How to Differentiate Instruction in Mixed Ability Classrooms. Upper Saddle River, NJ: Prentice Hall.
12. Tickoo, M. L. (2009) Teaching and Learning English, Orient Black Swan.
13. White G. (1998) Listening, OUP.
14. Underwood M. (1989) Teaching Listening, Longman.
15. Wallace C. (1992) Reading (OUP).
16. Nuttall C, (1982) Teaching Reading Skills in a foreign Language, OUP.
17. Hedge T. (1985) Using Readers in Language Teaching, Macmillan.
18. Hedge Tricia, (2000) Teaching and Learning in the Language Classroom, OUP.
19. Bygate M. (1987) Speaking, OUP.
20. Malamah-Thomas A. (1987) Classroom Interaction, OUP, 1987
21. O'Connor J. D. (1980) Better English Pronunciation, CUP 2<sup>nd</sup> Ed.
22. Hedge T. (1988) Writing, OUP, 1988
23. Brooks & Grundy (1990) Writing for Study Purposes. CUP.
24. Sinclair J. Ed. (1990) Collins COBUILD Grammar, Harper-Collins.
25. Quirk R. and Greenbaum S. (1973), A University Grammar of English, Pearson
26. Geoffrey Leech & Jan Svartvik (1975) A Communicative Grammar of English, OUP, 3<sup>rd</sup> Ed.
27. Andersen, Peter. (2007). *Nonverbal Communication: Forms and Functions* (2nd ed.) Waveland Press.
28. Argyle, Michael. (1988). *Bodily Communication (2nd ed.)* Madison: International Universities Press.
29. Matt Purland (2012) Talk a Lot: Spoken English Course, My Ebook Publishing House.
30. Tickoo Champa (1997) Writing With A Purpose, OUP.
31. Littlewood William (1981) Communicative Language Teaching, (CUP).
32. Doff, Adrian, (1988) Teach English, CUP.
33. Richards and Rogers, (1986) Approaches and Methods in Language Teaching, CUP.
34. Tudor, Ian (1996) Learner-centredness in Language Education CUP.
35. De Bono, Edward, (1) 1990, New Thinking for the New Millennium and
36. [www.britishcouncil.in/teach/continuing-professional-development](http://www.britishcouncil.in/teach/continuing-professional-development)

**EDU 07-08 ihndI BaaYaa AQyaapana iSaxaNa**

METHODOLOGY OF TEACHING HINDI

---

**paazyak`ma ko ivaSaoYa ]XoSya :**

- BaaYaa ko Alaga Alaga BaUimakaAaoM kao jaananaa
- BaaYaa saIKanao saIKanao kl saRjanaatmak pa`ik`yaa kao jaananaa
- BaaYaa ko sva`pa AaOr vyavasqaa kao samaJanaa
- paazyacayaa\_, paazyak`ma AaOr paazyapaustak ka ivaSlaoYaNa kr kxaa ivaSaoYa AaOr baccaaOM kl samaJa ko Anausaar Zalanaa
- BaaYaa saIKanao ko tarlko AaOr pa`ik`yaa kao jaananaa
- BaaYaa AaOr saaihtya ko saMbaMQa kao jaananaa
- ihndI BaaYaa ko ivaivaQa \$paaoM AaOr AiBavyaiAtayaaOM kao jaananaa
- BaaYaa ko maUlyaaMkna kl pa`ik`yaa kao jaananaa
- ihndI saaihtyak, maaOilak rcanaaAaoM kl samaJa kao ivakisata krnaa
- BaaYaa saIKanao-isaKaanao ko saRjanaatmak dRiYTKaoNa kao samaJanaa
- baalak ko savaa\_MgalNa ivakasa maOM ihndI BaaYaa kao samaJanaa
- ihndI BaaYaa iSaxak ko ]<ardaiyatva va caunaaOitayaaOM kao samaJanaa
- ihndI BaaYaa AQyaapna ko saU~a va isaQdaMtaaoM ka AaQyaapana krnaa
- ihndI BaaYaa kl ivaivaQa ivaQaaAaoM, ]d`doSyaaOM evama ivaiQayaaOM kl jaanakarl p`aapta krnaa
- BaaYaa ko dRZikrNa maOM BaaYaa kaOSalaaOM kl jaanakarl p`aapta krnaa
- BaaYaa AQyaapana ko ]Bartao AayaamaaOM kl jaanakarl AaOr ]naka ]payaaoga krnaa
- ihndI BaaYaa AQyaapna maOM ivaiBanna SaOxaiNak saaQanaaOM ka ]payaaoga krnaa

### **paazyak`ma ko isaKanao ko pa`itafla ( Learning Outcomes)**

- BaaYaa-iSaxaNa taqaa ]sako mahtva kao spaYT kr sakoMgao |
- BaaYaa-iSaxaNa evaM saaihtya- iSaxaNa kl ]payauAta ivaiQayaaOM ka cayana va pa`yaaoga kr sakoMgao |
- maUlyaaMkna ka Aqa\_ AavaSyaktaa AaOr mahtva bataa sakoMgao |
- saMtauilata, ivaSvasanalya AaOr vaOOQa pa`Sna pa~aaOM ka inamaa\_Na AaOr maUlyaaMkna kr sakoMgao |
- iSaxaaiqa\_yaaOM ko jalvana maOM iSaxakaoM kl BaUimaka kao samaJa sakoMgao |
- BaaYaa ko ivaiBanna pa`kayaaOM kl BaaYaa iSaxaNa maOM ]payaaogataa bataa sakogaOM |
- BaaYaa iSaxaNa ko sva\$pa sao pairicata haotao hue ]sakl samalxaatmak samaJa banaa sakoMgao |
- i~aBaaYaa saU~a kl AvaQarNaa sao pairicata hao sakoMgao |
- ihndI iSaxaNa mao paazyapaustak ko mahtva ka ivaSlaoYaNa kr sakoMgao |
- BaaYaa iSaxak maOM Apaoixata gauNaaOM evaM ivaSaoYataaAaoM kl jaanakarl pa`apta kr Apanaanao ko ilae pa`oirta hao sakoMgao |
- iSaxaaiqa\_yaaOM ko jalvana maOM iSaxakaoM kl BaUimaka kao samaJa sakoMgao |
- iSaxaNa ko ivaiBanna AadSaaOM\_ AaOr saU~aaOM kl cacaa\_ kr sakoMgao

**GaTk 1 : baalak ko savaa\_MgalNa ivakasa maOM BaaYaa va BaaYaa iSaxak ka mah<va (20%,15 gaUNa)**

ihndI BaaYaa ka ]d\gama <sup>3</sup>saMixapta AQyayana´

- ihndI BaaYaa kl pahcaana
- ihndI BaaYaa ka mahtva

1.2 ivaValayalna paazyak`ma maom ihndI BaaYaa ka sqaana va mahtva

- i~aBaaYaa saU~a
- kaozarI Aayaaoga 64-66 ko sauJaava
- saMvaOQaainak p`avaQaana
- vata\_maana samaya maom BaaYaa ka badlataa sva\$pa

1.3 BaaYaa iSaxak

- ihndI BaaYaa iSaxak ko ivaSaoYa gauNa
- badlatao pairvaoSa maom ihndI BaaYaa iSaxak ko ]<ardaiyatva evama\  
caunaaOitayaa\*
- 

**GaTk 2 BaaYaa iSaxaNa par ek dRiYT**

**(15%,11 gaUNa)**

2.1 BaaYaa iSaxaNa kl pa`cailata ivaiQayaa\* :

- vyaakrNa Anauvaad pa`Naalal
- pa`tyaxa pa`Naalal
- Za\*caagata pa`Naalal
- saMpa`oYaNaatmak pa`Naalal

2.2 AQyaapana ko paaz pa`kar : (paaz inayaaojana)

- gadya paaz
- padya paaz
- rcanaa paaz
- vyaakrNa paaz

2.3 paaz inayaaojana , GaTk inayaaojana, vaaiYa\_k inayaaojana

**GaTk 3 : paazyapaustak AaOr AQyaapana paQditayaa\***

**(10%,8 gaUNa)**

3.1 paazyapaustak ka mahtva AaOr inakYa

- paazyak`ma taqaa paazyapaustakaoM ka sabaMQa
- paazyapaustak ka taulanaatmak AQyayana

3.2 naaTyalkrNa , BaUimaka paalana – Aqyaapana paQdita



3.3 pa`klpa paQdita / cacaa\_ paQdita / pairsaMvaad – Aqyaapana paQdita

**GaTk 4 : sahayak iSaxaNa saamaga`l AaOr BaaYaa ]pak`ma (15%, 11 gaUNa)**

4.1 SaOxaiNak saaQana : saMklpanaa, mahtva,

- dRSya saamaga`l, Eaavya saamaga`l, BaaYaa pa`yaaogaSaalaa
- ipa`MT maliDYaa , pai~akae\*, samaacaar pa~a, kxaa paustakalaya

4.2 AQyayanaanauvatal\_ ]pak`ma: saMklpanaa, mahtva, pa`kar

4.3 svaaQyaaya : saMklpanaa, mahtva, pa`kar

4.4 BaaiYak KaolaaOM ka AQyaapana : AavaSyaktaa ,mahtva, pa`kar

**GaTk 5 : BaaYaa saaihtya AaOr saaOMdya\_ (10%, 8 gaUNa)**

5.1 saRjanaatmak BaaYaa ko ivaivaQa \$pa :

- paazSaalaa ko paazyak`ma maOM saaihtya ko ivaivaQa \$pa
- Anya BaaYaaAaOM ko saaihtya ka ihndI mao Anauvaad

5.2 saaihtyak AiBavyaiÁta ko ivaivaQa \$pa :

- samakalaIna saaihtya kl paZa{ (baala saaihtya, dilata saaihtya, s~al saaihtya Aaid )
- gaV, paV, naaTk, kxanal, inabaMQa, Anauvaad, pa~alaoKana, Aatmakqaa Aaid

5.3 gaaovaa ko ihndI saaihtyak : ]naka laoKana taqaa ]nakI pahcaana

**GaTk 6 : BaaiYak kaOSala , SaOixak inadana evaM ]pacaarl iSaxaa : ( 20%, 15 gaUNa)**

6.1 BaaiYak kaOSala :

- EavaNa, BaaYaNa – baaolanao , saunanao ka kaOSala
  - BaaYaa{ ivaivaQataa taqaa ihndI BaaYaa par [saka pa`Baava
- pazna : paZnao ko kaOSala ka ivakasa
  - maaOna AaOr mauKar pazna,
  - gahna pazna,
  - ivastaRta pazna
- laoKana : laoKana ko kaOSala ka ivakasa
  - ilaKanao ko carNa, laoKana pa`ik`yaa, saRjanaatmak laoKana, AaOpacaairk AaOr AnaaOpacaairk laoKana ( kivataa, kxanal, saMvaad, Dayarl, pa~a, irpaaOT\_, samaacaar Aaid )

6.2 BaaiYak kaOSala maom daoYa , karNa , ]paaya

6.3 ihndI BaaYaa SaOixak inadana :

- inadanaatmak pairxana
- ]pacaaratmak iSaxana

**GaTk 7 : BaaiYak maUlyaaMkna , saMklpanaa, mahtva, pa`kar (10% , 7 gaUNA)**

7.1 maaOiKak maUlyaaMkna : mahtva, pairxaa ko pa`Sna pa`kar

7.2 ilaiKata maUlyaaMkna : mahtva, pairxaa ko pa`Sna pa`kar

7.3 saatatyapaUNA\_ sava\_kYa maUlyaaMkna : mahtva, parlxaa ko pa`Sna pa`kar

7.4 talna Ayaamal taÁtaa , pa`Sna pai~aka, pa`Sna ivaSlaoYaNa, ]ttar pai~aka

pairyaaojanaa kaya\_ :

- kxaa paa\*caval sao dsaval tak ko ihndI paazyapaustak maom vyaakrNa saMbaMQal AByaasa kl saUica taOyaar krom |
- ivaibanna baao\_D kl ihndI kl paazyapausta k taqaa paazyak`ma ka ivaSlaoYaNa AaOr pa`stauitakrNa krom |
- vyaakrNa paazaoM ka AQyaapana taqaa kxaa maom pa`stauitakrNa krom |
- Ca~aaom vdara BaaiYak Kaolaaom kl inaima\_ita krnaa taqaa kxaa maom pa`stauitakrNa krnaa |
- kxaa maom Ca~aaom kl BaaYaa ka jaayajaa laotao hue ihndI ko ivaivaQa \$paaom par ek irpaa\_oT taOyaar krom |
- ivaivaQa paazaoM ka inayaaojana taqaa kayaa\_nvayana krom (paaz inayaaojana : takinaki , saMgaNak kl sahayataa ) |
- Ca~aaom vdara SaOixak saaQanaaom kl inaima\_ita taqaa pa`stauitakrNa |
- vata\_maana baala saaihtya, s~al saaihtya, dilata saaihtya kl samalxaa krom |
- saunanao AaOr baaolanao maom Asamaqa\_ Ca~aaom ka inadana kr ]pacaaratmak iSaxana ka Aayaaojana krom |
- sqaanalya klaakaraom , kivayaaom, saaihtyakaraom ka saaxaatkar |
- pai~aka taOyaar krnaa |
- nalla pai~aka , pa`Sna taqaa ]ttar pai~aka kl saMrcanaa |
- sai~aya parlxaa ka paazSaalaa maom pa`iSaxana ko daOrana Ayaaijana krom |

sandBa\_ saUica :

- iSaxana pa`iSaxana AaOr ihndI AQyaapana : Da#. AanaMd vaaskr, Da#.pauYpaa vaaskr (AavaRi<a :2002)

- ihndI iSaxaa - ek AaQauinak dRiYTkaona : pa`a#. bal.DI. paaTIIa, pa`a#. ivanaaod paaTIIa
- iSaxak pa`iSaxaNa AaOr ihndI AQyaapana : Da#. AanaMd vaaskr , Da#. pauYpaa vaaskr(AavaRi<a 2009)
- ihndI AQyaapana pairSallana : Da Saas~al jayaond` dvao , Da. rvaInd` AnQaairyaa ( bal. sal Saah pa`kaSana |
- [Midra gaaMiQa mauÁta ivaVapalz : bal. eD. pa`aoga`ama paazyak`ma |

**EDU 07-08 METHODOLOGY OF TEACHING MARATHI**

**marazI BaaYaa AQyaapana iSaxaNa**

**]iXSTo:-**

## ivaVaqyal\_ iSaxakasa :-

- marazi BaaYaa AQyaapanaacao mah<va JiXYTo, saU~ao samajaNyaasa madta krNao.
- BaaYaa iSaxakacao Apaoixata gauNaivaSaoYa samajaNyaasa va tao AMgal baaNavaNyaasa madta krNao.
- marazi BaaYaa AByaasaÂmaacao vaogavaogaLo GaTk AaiNa paaz inayaaojana pa`karaMcal AaoLKa GaDivaNao.
- GaTk inayaaojana va vaaiYa\_k inayaaojana ksao kravao yaaivaYayal madta krNao.
- marazi paazyapaustakacaoM mah<va AaiNa inakYa laxaata AaNaUna doNao.
- AQyaapanaacyaa ivaivaQa pawtaIMcal AaoLKa GaDivaNao va tyaaMcao ]payaaojana krNyaasa p`avaR<a krNao.
- maUlyaaMknaacaIM taM~ao samajaNyaasa va ]payaaojana krNyaasa madta krNao.
- marazlcao AQyaapana krtaanaa garjaonusaar ivaivaQa SaOxaiNak saaQanao vaaparNyaasa pao`irta krNao.
- marazlcyaa AQyaapanaata vaogavaogaLyaa AByaasaanauvatal\_ ]pak`maaMcaoM Aayaaojana krNyaasa madta krNao
- naOdainak ksaaOTI AaiNa saMpaadna caaMcaNal tayaar krNyaasa madta krNao

## AQyayana inaYpa<al (Learning Outcomes)

### ivaVaqyal\_ iSaxak :-

- marazi BaaYaa AQyaapanaacao mah<va JiXYTo, saU~ao samajaUna Gaotalla.
- BaaYaa iSaxakacao Apaoixata gauNaivaSaoYa samajaUna Gaotalla va tao AMgal baaNavaNyaacaa pa`ya<na krtalla.
- marazi BaaYaa AByaasaÂmaacao vaogavaogaLo GaTk samajaUna Gaotalla.
- paaz inayaaojana pa`kar samajaUna Gaotalla.
- yaaogyapa`karo GaTk inayaaojana va vaaiYa\_k inayaaojana krtalla.
- marazi paazyapaustakacaoM mah<va AaiNa inakYa laxaata Gaotalla.
- AQyaapanaacyaa ivaivaQa pawtaIM jaaNaUna Gao}na tyaaMcao ]payaaojana krtalla.
- maUlyaaMknaacaIM taM~ao jaaNaUna Gao}na tyaaMcao ]payaaojana krtalla.
- marazlcao AQyaapana krtaanaa garjaonusaar ivaivaQa SaOxaiNak saaQanaaMcaa ]payaaoga krtalla.
- marazlcyaa AQyaapanaata vaogavaogaLyaa AByaasaanauvatal\_ ]pak`maaMcaoM Aayaaojana krtalla.
- naOdainak ksaaOTI AaiNa saMpaadna caaMcaNal tayaar k\$na tyaaMcao kayaa\_nvayana krtalla.

**GaTk 1 : marazl BaaYaa AQyaapana AaiNa iSaxak**

**15% ,11 gaUNa**

1.1 marazl BaaYaocao mah<va.

1.2 marazl BaaYaa iSaxaNaacal JiXYTo

1.2.1 p`aqama BaaYaa- marazl

1.2.2 taRtalya BaaYaa- marazl

1.3 marazl BaaYaa AQyaapanaacal saU~ao.

1.4 marazl BaaYaa-AQyayanaacal saamaanya ta<vao.

1.5 marazl BaaYaocao iSaxak.

**GaTk 2 : AByaasaÂmaacao vaogavaogaLo GaTk AaiNa paaz inayaaojana**

**15% ,11 gaUNa**

**2.1 saaihtya pa`karaMcal AaoLKa.**

2.1.1 **gaV.** --kqaa , kadMbarl, naaTk, cair~a, Aatmacair~a, vyaiÁtaica~ao, pa`vaasavaNa\_na [.

2.1.2 **paV.** –ABaMga, Aaoval, paaovaaDo, Baavagaltao, BaiÁtagaltao, saamaaijak, inasaga\_, doSaBaiÁtapar kivataa [.

2.1.3 **rcanaa/laoKana.** —**inabaMQa...** vaNa\_naatmak, AatmavaR<aatmak, klpanaapa`Qaana, vaOcaairk **inabaMQa**, mauXyaaMcyaa/ ica~aaMcyaa AaQaaro **kqaa** [. **pa~a** ...kaOTuMibak, vyaavasaaiyak, Aja\_ [.

2.1.4 **vyaakrNa** (SabdaMcyaa jaatal, ilaMga, vacana, SauwlaoKana, ivaramaicanho [.)

**2.2 paaz inayaaojana**

2.2.1 gadya paaz.

2.2.2 padya paaz.

2.2.3 rcanaa paaz.

2.2.4 vyaakrNa paaz.

2.3 paaz inayaaojanaacao mah<va.

2.4 GaTk inayaaojana.

2.5 vaaiYa\_k inayaaojana.

**GaTk 3 : paazyapaustak AaiNa AQyaapana pawtal**

**20% 15 gaUNa**

**3.1 paazyapaustakacao mah<va AaiNa inakYa.**

3.1.1 AMtarMga.

3.1.2 baihrMga.

**3.2 ivaivaQa AQyaapana pawtal**

**( gauNadaoYa, mah<va )**

3.2.1 naaTyalkrNa AaiNa BaUimaka paalana.

3.2.2 pa`klpa pawtal

3.2.3 cacaa\_ pawtal

3.2.4 vyaaKyaana pawtal

3.2.5 pairsaMvaad

3.2.6 bauiwmaMqana

3.2.7 saMBaaYaNa

**GaTk 4 : SaOxaiNak saaQanao AaiNa BaaYaa ]pak`ma**

**24% ,18 gaUNa**

4.1 saMklpanaa, mah<va, pa`kar, ]payaaoga.

4.2 dRk saaQanao ,

4.3 Eaavya saaQanao.

4.4 dRk – Eaavya saaQanao.

4.5 svaaQyaaya : saMklpanaa, mah<va, pa`kar.

4.6 AByaasaanauvatal\_ ]pak`ma: saMklpanaa, mah<va, pa`kar.

4.7 BaaYaa pa`yaaogaSaaLa: saMklpanaa, mah<va, pa`kar.

4.8 BaaiYak KaoL

**GaTk 5 : BaaiYak maUlyaaMkna 13% ,10 gaUNa**

**5.1 maaOiKak maUlyaaMkna.**

5.1.1 maaOiKak maUlyaaMknaacoo mah<va.

5.1.2 maaOiKak parIxaocao pa`kar.

**5.2 ilaiKata maUlyaaMkna.**

5.2.1 ilaiKata maUlyaaMknaacoo mah<va.

5.2.2 ilaiKata parIxaocao pa`Sna -pa`kar.

5.2.3 nalla pai~aka AaiNa talna Aayaamal ta>a.

5.2.4 pa`Sna pai~akocal rcanaa.

5.2.5 pa`Sna ivaSlaoYaNa.

5.2.6 ]ttar pai~aka.

**5.3 satata sava\_samaavaoYak maUlyaaMkna.**

**GaTk 6 : BaaiYak daoYa, SaOxaiNak inadana AaiNa ]pacaarl iSaxaNa 13% ,10 gaUNa**

**6.1 BaaiYak daoYa**

6.1.1 EavaNa daoYa, karNao va tyaavarIla ]paaya.

6.1.2 ]ccaarNa daoYa, karNao va tyaavarIla ]paaya.

6.1.3 laoKana daoYa, karNao va tyaavarIla ]paaya.

**6.2 : SaOxaiNak inadana AaiNa ]pacaarl iSaxaNa.**

6.1.1 SaOxaiNak inadana AaiNa ]pacaarl iSaxaNaacal saMklpanaa Aanal mahtva.

6.1.2 SaOxaiNak inadana AaiNa ]pacaarl iSaxaNaacal pa`ik`yaa.

6.1.3 naOdainak ksaaOTI AaiNa saMpaadna caaMcaNal.

### **GaTk 7: AByaasaÂma AiBavaRwl: (AMtaga\_ta maUlyaaMkna) Internal Assessment**

**7.1 gaV.** --kqaa , kadMbarl, naaTk, cair~a, Aatmacair~a, vyaiÁtaica~ao, pa`vaasavaNa\_na [.]

**7.2 paV.** –ABaMga, Aaoval, paaovaaDo, Baavagaltao, BaiÁtagaltao, samaaijak, inasaga\_, doSaBaiÁtapar kivataa [.]

**7.3 rcanaa/laoKana.** —inabaMQa... vaNa\_naatmak, AatmavaR<aatmak, klpanaapa`Qaana, vaOcaairk inabaMQa, mauXyaaMcyaa/

ica~aaMcyaa AaQaaro kqaa [.] pa~a ...kaOTuMibak, vyaavasaaikyak, Aja\_ [.] vaak\pa`caar, mhNal, ]KaaNal [.]

**7.4 vyaakrNa** (SabdaMcyaa jaatal, ilaMga, vacana, SauwlaoKana, ivaramaicanho [.]

### **Practicum**

1. Saalaoya paazyapaustakacal samalxaa.
2. GaTk caacaNal kayaa\_nvayana.
2. pa`Sna-pai~akocal rcanaa AaiNa kayaa\_nvayana.
3. svaaQyaaya laoKana AaiNa saadrIkrNa.
4. saMgaNakacyaa sahayyaanao saadrIkrNa.
5. vaogavaogalyaa paazaMcao inayaaojana AaiNa kayaa\_nvayana.
6. SaOxaiNak saaQanaaMcal inaima\_tal.
7. Anauvaad krNao.
8. BaaiYak KaoLaMcal inaima\_tal – ]dahrNao
9. gaaomaMtaklya marazl saaihityakaMcyaa maulaaKatal

### **saMdBa :**

1. marazl BaaYaocao AQyaapana - ma.vaa. kuMDlao.
2. marazl BaaYaocao AQyaapana – Akaolakr.
3. iSaxak pa`iSaxaNa - Da#. vaasaMtal fDko.



4. AaSAYAYAUÁTA AQYAAPANA PAWTAL - DA#. H.NAA. JAGATAAPA
5. AQYAAPANAACAL PA`ITAMAANAO - DA#. VAASAMTAL FDKO.
6. KAOMKNAI BAA SAOCAOM AQYAAPANA – VASAMTA GA AO. LAVA MDO.
7. MARAZLCAO AQYAAPANA- SAUROSA KRMDIKR.

## EDU 07-08 METHODOLOGY OF TEACHING KONKANI

### KAOMKNAI BAA SAA AQYAAPANA ISAXANA

#### **]IXSTAM:**

- IVAVAQYAA\_MK KAOMKNAI BAA SAOCAL(AAVAYA BAASA) VALKA/SAD\YAACAL ISQATAL AANAL IDKA, SAU~AAM, TATVAAM. MAHTVA SAMAJAUPAAK AADAR IDTALAO M.

- ivaVaQyaa\_Mk kaoMkNal BaaSaocyaa iSaxakacao gaUNa AapaNaavapaak madta krtalao.
- ivaVaQyaa\_Mk kaoMkNal AQyaapanaacao ivaMgaD-ivaMgaD GaTk Aanal paaz inayaaojanaacalM taM~aaM samajaupaak Aadar idtalaoM.
- ivaVaQyaa\_Mk GaTk inayaaojana Aanal vasau\_kl inayaaojanaaivaSalM Aaklana jaatalaMo.
- ivaVaQyaa\_Mk kaoMkNal paazyapaustakacaoM mahtva Aanal inakSa haMcaoM iganyaana maolTlaoM.
- AQyaapanaacyaa ivaMgaD-ivaMgaD paQdtalMcaoM Aaklana jaatalaoM Aanal ]payaaojana krpaak Aadar idtalaoM.
- ivaVaQyaa\_Mk maaOKalk maUlyaaMkna Aanal ilaKalta maUlyaaMknaacalM taM~aaM samajaupaak Aanal ]paoga krpaak madta jaatalal.
- kaoMkNalcaoM AQyaapana krtanaa garjaopa`maanNa ivaMgaD-ivaMgaD SaOxaiNak saaQanaaM vaaparpaak iSaktalalM.
- kaoMkNalcaoM AQyaapana krtanaa ivaMgaD-ivaMgaD AByaasaanauvatal\_ ]pak`maaMcaoM Aayaaojana krpaak iSaktalalM.
- BaaSaocaor Aadarlita inadanaatmak caaMcaNal Aanal saMpaadna caaMcaNal rcapaak iSaktalalM.
- vaVaQyaa\_Mcyaa AByaasak`ma ivaSaya-vastaUcal AiBavaRwl jaatalal.

#### **SaOxaiNak/AQyaapana pairNaama:**

- ivaVaQyaa\_Mk kaoMkNal BaaSaocal(AavayaBaasa) vaLKa/sad\yaacal isqatal Aanal idka, sau~aaM, tatvaaM. mahtva samajaupaak Aadar idtaa.
- ivaVaQyaa\_Mk kaoMkNal BaaSaocyaa iSaxakacao gaUNa AapaNaavapaak madta krtaa.
- ivaVaQyaa\_Mk kaoMkNal AQyaapanaacao ivaMgaD-ivaMgaD GaTk Aanal paaz inayaaojanaacalM taM~aaM samajaupaak Aadar idtaa.
- ivaVaQyaa\_Mk GaTk inayaaojana Aanal vasau\_kl inayaaojanaaivaSalM Aaklana jaataa.
- ivaVaQyaa\_Mk kaoMkNal paazyapaustakacaoM mahtva Aanal inakSa haMcaoM iganyaana maolTl.
- AQyaapanaacyaa ivaMgaD-ivaMgaD paQdtalMcaoM Aaklana jaataa Aanal ]payaaojana krpaak Aadar idtaa.
- ivaVaQyaa\_Mk maaOKalk maUlyaaMkna Aanal ilaKalta maUlyaaMknaacalM taM~aaM samajaupaak Aanal ]paoga krpaak madta jaataa.
- kaoMkNalcaoM AQyaapana krtanaa garjaopa`maanNa ivaMgaD-ivaMgaD SaOxaiNak saaQanaaM vaaparpaak iSaktaa.
- kaoMkNalcaoM AQyaapana krtanaa ivaMgaD-ivaMgaD AByaasaanauvatal\_ ]pak`maaMcaoM Aayaaojana krpaak iSaktaa.
- BaaSaocaor Aadarlita inadanaatmak caaMcaNal Aanal saMpaadna caaMcaNal rcapaak iSaktaa.
- ivaVaQyaa\_Mcyaa AByaasak`ma ivaSaya-vastaUcal AiBavaRwl jaataa.

**GaTk 1 : kaoMkNal BaaSaa AQyaapana Aanal iSaxak.**

**(15% , 11 gaUNa M)**

- 1.1 kaoMkNal BaaSaocal vaLKa/sad\yaacal isqatal Aanal idka (BaaSaocao pa`saar-pa`caar)
- 1.2 kaoMkNal BaaSaocaoM AByaasak`maatalaoM mahtva
- 1.3 kaoMkNal BaaSaa AQyaapanaacalM saU~aaM
- 1.4 kaoMkNal BaaSaa AQyayana-AQyaapanaacalMo tatvaaM
- 1.5 kaoMkNal BaaSaa iSaxak

**GaTk 2 : AQyaapanaacoo ivaMgaD-ivaMgaD GaTk Aanal paaz inayaaojana (15% , 11 gaUNa M)**

- 2.2 AByaasak`ma ivaSaya-vastaU Aanal Jid\dSTaM:
  - 2.2.1 gaV ( kqaa, kadMbarl, naaTk, cair~a Aatmacair~a, baalasaaihtya, vyai>ica~aaM, BaaomvaDovana\_naaM)
  - 2.2.2 paV ( Bai>igataaM, BaavaigataaM, baalaigataaM, laaokigataaM, CMdbaw kivataa, mau>CMd kivataa)
  - 2.2.3 rcanaa ( inabaMd, pa~a, AapajalNa, saaraMSa-laoKana, ANakar, kaNal - ica~aaM Aanal maud\dyaaMcaor Aadarlta, saMvaad)
  - 2.2.4 vyaakrNa (Sauwlaokana, ivaramaicannaaM, Sabdamcyao jaatal, ilaMga, vacana )

2.2 ivaMgaD-ivaMgaD paazaMcaoM inayaaojana Aanal mhtva:

- 2.2.1 gadya paaz
  - 2.2.2 padya paaz
  - 2.2.3 rcanaa paaz
  - 2.2.4 vyaakrNa paaz
- 2.3 GaTk inayaaojana
- 2.4 vaaiSa\_k inayaaojana Aanal mhtva

**GaTk 3 : kaoMkNal BaaSaa paazyapaustak Aanal AQyaapana taM~aaM/paQdtal/pa`itamaana (20% , 15 gaUNa M)**

- 3.1 paazyapaustakacaoM mhtva Aanal inakSa
  - 3.1.1 AMtarMga
  - 3.1.2 baihrMga
- 3.2 kaoMkNal BaaSaa Aanal AQyaapana taM~aaM/pawtal/pa`itamaana.
- 3.3 naaTyalkrNa , BaUimaka paalana( mhtva, gauNadaoSa )
  - 3.4 pa`klpa paQdta
  - 3.5 caca\_ paQdta- pairsaMvaad, bauiwmaMqana,saMBaaSaNa
  - 3.6 ]d\gaamal Aanal Avagaamal pa`Naalal
  - 3.7 kRtal-koMd`lta AQyaapana
  - 3.8 AQyaapanaacao pa`itamaana- saMklpanaa-pa`aptal , saja\_naatmak ivakasa.

**GaTk 4 : SaOxaiNak saaQanaaM Aanal BaaSaa ]pak`ma (20%,18 gaUNa M)**

- 4.1 SaOxaiNak saaQanaaM:- saMklpanaa, mhtva, pa`kar, ]payaaoga
  - 4.1.1 dRk saaQana- ( fLao, ica~aaM, nakasaa, SabdpaT\TyaaO/ xaNadiSa\_ka, KaoLNal, idsaaLyaaMtalalM
    - katarNaam, pa`itakRtal, Ålao-caaT\_)
  - 4.1.2 Eaavya saaQana-( roiDyaaO, isaDI, iDivadi)
  - 4.1.3 dRk-Eaavya saaQana- (laGaupaT, ica~apaT, calaica~a, Ba`maNaQvanal, saMgaNak)
- 4.2 BaaSaa ]pak`ma:-
  - 4.2.1 svaaQyaaya- saMklpanaa, mhtva, maaga\_dSa\_\_k tatvaaM, maUlyamaapana
  - 4.2.2 BaaSalk KaoL- saMklpanaa, mhtva, pa`kar.
  - 4.2.3 AByaasaanauvatal\_ ]pak`ma: saMklpanaa, mhtva, pa`kar

**GaTk 5 : BaaSalk maUlyaaMkna (15%,10 gaUNa M)**

- 5.1 maaOiKak maUlyaaMkna
  - 5.1.1. maaOiKak maUlyaaMknaacaoM mhtva

5.1.2 maaOiKak pairxaocao pa`kar  
**5.2 ilaKalta maUlyaaMkna**

5.2.1 ilaKalta maUlyaaMknaacaoM mhtva

5.2.2 ilaKalta pairxaocao pa`sna pa`kar

5.2.3 talna Aayaamal taÁtaao Aanal nalla-pai~aka

5.2.4 pa`sna pai~akocal rcanaa

5.2.5 pa`snaaMcal caaval

5.2.6 ]ttar pai~aka

5.2.7 pa`snaaMcaoM ivaSlaoSaNa

**5.3 satata sava\_samaavaoSak maUlyaaMkna**

GaTk 6 : BaaSalk kaOSalya daoSa, iSaxaNalk inadana Aanal ]pacaarl iSaxaNa **(15%M, 10 gaUNa)**

**6.1 BaaSalk daoSa**

6.1.1 EavaNa daoSa- karNaaM Aanal ]paaya.

6.1.2 ]ccarNa daoSa- karNaaM Aanal ]paaya.

6.1.3 vaacana daoSa- karNaaM Aanal ]paaya.

6.1.4 laoKana daoSa- karNaaM Aanal ]paaya.

**6.2. iSaxaNalk inadana Aanal ]pacaarl iSaxaNa.**

6.2.1. iSaxaNalk inadana Aanal ]pacaarl iSaxaNaacal saMklpanaa Aanal mhtva.

6.2.2. iSaxaNalk inadana Aanal ]pacaarl iSaxaNaacal pa`ik`yaa.

6.2.3. inadanaatmak caaMcaNal Aanal saMpaadna caaMcaNal.

**AByaasak`ma ivaSaya-vastaUcal AiBavaRwl: ivaVapalz maUlyaaMkna krcaoM naa.**

GaTk 7. AByaasak`ma ivaSaya-vastaUcal AiBavaRwl:

7.1 gaV ( kqaa, kadMbarl, naaTk, cair~a Aatmacair~a, baalasaaihtya, vyai>ica~aaM, BaaomVadovana\_naaM)

7.2 paV ( Bai>igataaM, BaavaigataaM, baalaigataaM, laaokigataaM, CMdbaw kivataa, mau>CMd kivataa)

7.3 rcanaa ( inabaMd, pa~a, AapajalNa, saaraMSa-laoKana, ANakar, kaNal -ica~aaM Aanal maud\dyaaMcaor

Aadarlta saMvaad)

7.4 vyaakrNa (Sauwlaokana, ivaramaicannaaM, vaak\pa`caar, mhNal, ]maaNalM, SabdaMcyaa jaatal, ilaMga, vacana )

### Practicum

1. SaaLocyaa paazyapaustakacal samalxaa
2. pa`sna-pai~akocal rcanaa Aanal vagaa\_talaoM kayaa\_nvayana
3. svaaQyaaya laokana Aanal pa`stautalkrNa
4. saMgaNakacaor AaQaarlta pairxaa
5. ivaMgaD-ivaMgaD\_paazaaMcaom inayaaojana Aanal kayaa\_nvayana
6. SaOxaiNak saaQanaaMcal inama\_Nal
7. sa~alya pairxaa
8. baraovapyaaMcyaa maulaaKatal
9. AByaasak`ma ivaSaya-vastaUcal AiBavaRwl

### Aadraval :

1. kaoMkNal BaaSaocaoM AQyaapana – vasaMta gaao. lavaMdo.
2. kaoMkNal BaaSaocaoM vyaakrNa – sauroSa baaorkr.
3. karbaarl kaoMkNal – BaUYaNa Baavao, pa`kaSa vajarlkar, pa`kaSa payao\_kar.
4. kaoMkNal ivaSvakaoSa – KaMD 1,2,3,4,
5. marazl BaaYaocao AQyaapana - ma.vaa. kuMDlao.
6. marazl BaaYaocao AQyaapana – Aakaolkr.
7. AQyaapanaacal pa`itamaanao - Da#. vaasaMtal fDko.
8. Educational Technology- Usha Rao.

## **EDU 07-08 METHODOLOGY OF TEACHING MATHEMATICS**

### **Objectives:**

On completion of the course the student will able to:

- a. State the aims and general objectives of teaching secondary school mathematics.
- b. State specific objectives in behavioural terms with reference to concepts and generalizations.
- c. Teach different kinds of mathematical knowledge using the appropriate approach and strategy.
- d. Evaluate learning of concepts and generalizations.
- e. Identify difficulties in learning concepts and generalizations and provide suitable remedial instruction.
- f. Describe the importance of language in Mathematics.
- g. Explain the methods for teaching mathematical proof in the context of secondary school mathematics.
- h. Describe the nature, importance and strategies of problem-solving.
- i. Teach proofs of theorems and solutions of problems to develop relevant skills.
- j. Evaluate understanding of proofs of theorems and problem-solving skills.

**Learning outcomes:**

On completion of the course the student will be able to:

- Identify the aims and general objectives of teaching secondary school mathematics.
- State specific objectives in behavioural terms with reference to concepts and generalizations.
- Teach students different kinds of mathematical knowledge using the appropriate approach and strategy.
- Evaluate learning of concepts and generalizations.
- Identify difficulties in learning concepts and generalizations and provide suitable remedial instruction.
- Understand the importance of language in Mathematics.
- Explain the methods for teaching mathematical proof in the context of secondary school mathematics.
- Understand the nature, importance and strategies of problem-solving.
- Teach proofs of theorems and application to solutions of problems based of these theorems.
- Acquire and develop problem solving skills.
- Evaluate understanding of proofs of theorems and problem-solving skills.
- Understand the qualities of the mathematics teacher and apply the different approaches in the development of the curriculum.
- Understand the correlation between:
  - i. The different branches of Mathematics



- ii. Language and mathematics
- iii. Science and mathematics

**Unit1: Aims and Objectives of Teaching Secondary School Mathematics and Planning for Instruction (10%,8 Marks)**

**1.1** General objectives of teaching Mathematics

**1.2** Study of the aims and general objectives of teaching mathematics vis-à-vis the objectives of secondary education

**1.3** Selecting and organizing the content and identifying teaching points for a mathematics lesson

**1.4** Stating instructional objectives and identifying learning outcomes in behavioural terms

**1.5** Designing learning experiences –using appropriate strategies, planning for preparation and utilization of instructional materials and evaluation tools

**1.6** Writing a unit plan and a lesson plan

**1.7** Learning resources: meaning, rationale and limitations

**1.8** Types- Charts, models, chalk board, flannel board and geoboard.

**Unit 2: (A) Approaches, Methods, Techniques and Models ofteaching (20% ,15 Marks)**

**Teaching of Generalizations**

**2.1 By exposition:** Teaching by exposition, Moves in teaching a generalization: Introduction moves - focus move, objective move, motivation move - Assertion move, application move, interpretation moves, justification moves - planning of expository strategies for teaching generalizations.

**2.2 By guided discovery:** Nature and purpose of learning by discovery, Inductive, deductive - guided discovery strategies, maxims for planning and conducting discovery strategies; planning of strategies involving either induction or deduction or both. Heuristic method, Open approach and Investigative approach.

**2.3 Teaching of Problem Solving:** Definition of a problem, problem solving, importance of teaching problem solving, problem posing, developing heuristics and strategies for problem solving.

**Unit 3 :( B) Approaches, Methods, Techniques and Models of teaching  
Marks)**

**(20%, 15**

**3.1** Constructivism in the teaching of Mathematics

**3.2** Gagne’s hierarchical levels of learning in the teaching of mathematics.

**3.3** Computer Aided Instruction

**3.4 Teaching of proof:** Developing an intuition about the nature of proof - to make the transition from concrete thinking to more formal reasoning and abstract thinking as they progress from class to class.

- Kinds of proofs - proof by mathematical induction, proof by contradiction, proof by cases, the contra positive, conjectures, disproof by counter example.
- Analytic-synthetic method.

**3.5 Strategies for Learning Mathematical Concepts**

- Nature of concepts, concept formation and concept assimilation
- Moves in teaching a concept - defining, stating necessary and/or sufficient conditions, giving examples accompanied by a reason.
- Comparing and contrasting; giving counter examples; non examples;
- Use of Concept Attainment Model

**3.6 Techniques in the teaching of Mathematics**

- Drill and review
- Assignments

**Unit 4: Assessing Mathematical achievement**

**(10%, 7 Marks)**

**4.1** Purpose of assessment

**4.2** Teacher-Made tests

**4.3** Construction of appropriate test items

**4.4** Question Bank

**4.5** Continuous and comprehensive evaluation

**4.6** Diagnosing causes of difficulties in learning concepts and generalisations

**4.7** Planning remedial instruction based on the diagnosis

**Unit5: The Teacher and the Curriculum**

**(15%, 11 Marks)**

**5.1** Qualities of a Mathematics Teacher

**5.2** Role of various Associations of Mathematics Teachers

- 5.3 Importance of the subject in the school curriculum
- 5.4 Different approaches to curriculum development
- 5.5 Mathematics Club: Making Mathematics curriculum interesting
- 5.6 Concept and significance of correlation
- 5.7 Correlation with life
- 5.8 Correlation between (i) the different branches of Mathematics
- (ii) Language and mathematics
- (iii) Science and mathematics

## **Unit 6: Teaching of Arithmetic and Algebra**

**(15%, 12 Marks)**

### **6.1 Teaching of Arithmetic:**

- Real numbers
- Squares and square roots
- Cubes and cube roots
- Laws of Indices
- LCM and HCF
- Percentage
- Ratio and proportion
- Profit and Loss
- Discount
- Simple and Compound Interest.
- Arithmetic progressions

### **6.2 Teaching of Algebra**

- Algebraic Expressions
- Polynomials
- Factorization
- Linear and Quadratic Equations
- Sets
- Series and Sequence

## **Unit 7: Teaching of Geometry, Trigonometry, Probability and Statistics**

**(10%, 7 Marks)**

### **7.1 Teaching of Geometry**

- Basic Geometrical Ideas, Lines and Angles
- Circle –properties of chords and tangents
- Geometrical Constructions
- Symmetry
- Triangle and its Properties
- Similarity and Congruence of Triangles
- Properties of Quadrilaterals
- Coordinate Geometry
- Visualizing Solid Shapes
- Area and Perimeter of 2-D figures
- Surface Area and Volume of 3-D figures

## 7.2 Teaching of Trigonometry

- Meaning
- Trigonometric Ratios
- Trigonometric Identities
- Heights and distances

## 7.3 Teaching of Statistics

- Types of data
- Collection of Data
- Organization and Representation of data with the help of tables and Graphs
- Interpretation of Data
- Measures of Central Tendency (Mean, Median and Mode)
- Measures of Variation (Range)

## References:

1. Butler and Wren (1965). , The Teaching of Secondary Mathematics, London: McGraw Hill Book Company.
2. Cooney, T.J. and Others (1975), Dynamics of Teaching Secondary School Mathematics, Boston: Houghton Mifflin.
3. Depka E. (2007). Designing assessment for Mathematics. Sage, New Delhi.
4. Ediger M. and Rao D. B. (2011). Essays on Teaching Mathematics. Discovery Publishing House, New Delhi.
5. Kapfer, Miriam B (1972). Behavioural objectives in Curriculum Development: Selected

- Readings and Bibliography. Englewood Cliffs, NJ: Educational Technology.
6. Krulik S. and Rudnick J. A. (1993). Reasoning and Problem Solving. Allyn and Bacon, Massachusetts.
  7. Mager, Robert (1962). Preparing instructional objectives, Palo Alto, C A: Fearon.
  8. NCERT, A textbook of Content-cum-Methodology of Teaching Mathematics, New Delhi: NCERT.
  9. Orton A. and Frobisher L. (1996). Insights into Teaching Mathematics. Cassell, New York.
  10. Orton A. and Wain G. (1996). Issues in Teaching Mathematics. Cassell, London.
  11. Polya, George (1957) How to solve it, Garden City, New York: Doubleday.
  12. Servas, w and T. Varga. Teaching School Mathematics - UNESCO Source Book.

### **Periodicals**

Journal of Research in Mathematics

Mathematics Teaching

School Science and Mathematics

The Mathematics Teacher

### **Textbooks**

IGNOU, Textbooks of Mathematics for B.Ed

NCERT, Textbook of Pedagogy of teaching Mathematics for two year B.Ed

NCERT, Textbooks of Mathematics for Class V,VI,VII,VIII,IX and X

## **EDU 07-08 - METHODOLOGY OF TEACHING SCIENCE**

### **Learning Outcomes**

- Students will be able to describe the interdependence of scientific and technological literacy on our lives.
- Students will be able to design activities to enhance scientific and technological literacy.

- Students will be able to develop practices that are responsive to a diverse range of students.
- Students will be able to identify appropriate objectives according to Revised Bloom's Taxonomy.
- Students will be able to design age appropriate lesson plans.
- Students will be able to construct various support materials (charts, models, graphic organizers, worksheets, flannel board cuttings, magnetic board).
- Students will be able to construct web based teaching using web 2.0 tools.
- Students will be able to employ information and communication technology to enhance science teaching.
- Students will be able to appreciate the constructivist and objectivist approaches to science teaching.
- Students will be able to employ Models of Teaching in the teaching of science.
- Students will be able to design assessment tools ( checklist, rubrics, observation schedules, tests) for performance assessment and written assessment.
- Students will be able to explain the basic skills and integrated process skills of science.
- Students will be able to design strategies to develop scientific attitude.
- Students will be able to locate science organizations, magazines and events for professional development.
- Students will be able to organize activities to create motivation for learning science (science club, debates, projects, exhibitions, field trips, drama).

## **UNIT 1: PLANNING FOR TEACHING (20%, 15 Marks)**

### 1.1 Learning Objectives & Specification of Objectives

- Writing instructional objectives and their specifications using the Revised Bloom's Taxonomy (RBT)

### 1.2 Support Materials

- Planning and use of: Posters, Charts, Chalkboard, Flannel Board, Magnetic Board, Graphic Organisers, Activity Sheets/Worksheets, Models (static & working models)

### 1.3 Lesson Planning ( Assessed as Practical work)

- Lesson Plan Format: Set Induction, Development, Assessment
- Alternative Lesson Plan Formats (Brain-based teaching, Activity-based, Cooperative learning)

#### 1.4 Unit Plans, Annual Plan( Assessed as Practical work)

- Writing Unit Plans & Annual Plans

#### 1.5 Information & Communication Technology

- Need, characteristics planning the use of: Video, CD-ROMs, Animations, Simulations, Interactive
- Whiteboard/Smart boards, computers
- Planning the use of blog, web based teaching –learning, Web 2.0 tools

### **UNIT 2: APPROACHES, TECHNIQUES STRATEGIES (15% , 12 Marks)**

#### 2.1 The Constructivist Approach to Science teaching

- Its Meaning, Principles
- Its relationship to Traditional Teaching (expository approaches)

#### 2.2 Constructivism & Objectivism

- Differences between Constructivism & Objectivism
- Use of Objectivism and Constructivism in teaching specific content
- Writing Instructional Objectives and their Specifications, their use in assessment – RBT

#### 2.3 Models of Teaching

- Inductive Thinking Model,
- Inquiry Training Model,
- Concept Attainment Model

#### 2.4 Alternative techniques of teaching (principle, objectives, planning and implementation)

- Brain-based Teaching Strategies
- Activity-based Teaching
- Kagan Cooperative learning (the use of ‘Structures’)
- Teaching With Analogies model

### **Unit 3: ASSESSMENT OF SCIENCE TEACHING (20% , 15 Marks)**

#### 3.1 Questioning

- Function, types of questions, framing questions under the Revised Bloom's Taxonomy (RBT), framing Higher-Order questions

### 3.2 Achievement Tests (Assessed as practical work)

- Designing, administering, scoring and analysing an achievement test

### 3.3. Designing Assessment Tools

- Rubrics for assessing Science Projects , Science Exhibitions, Student Laboratory Practical Work, Laboratory Journals, Discussions and Debates
- Checklists for assessing Scientific Attitude

### 3.4 Performance Assessment

- Meaning, function, merits of Performance Assessment
- Oral test/viva for performance assessment
- Performance Assessment for Laboratory Work (one experiment each in Physics, Chemistry, Biology)

## **Unit 4: THE NATURE OF SCIENCE (10% , 7 Marks)**

### 4.1 Nature of Science & its Meaning

- Science as Product & Process

### 4.2 Science Process Skills

- Its meaning, need,
- Six Basic skills: Observing, Inferring, Measuring, Communicating, Classifying, Predicting
- Six Integrated Process Skills: Controlling Variables, Defining Operationally, Formulating
- Teaching 'process skills'

### 4.3 Science & Technological Literacy (STL)

- Concept of STL, methods of communicating STL



- Efforts to enhance STL

#### 4.4 Objectives of Teaching Science(NCFTE)

- At the High School, Secondary School levels

#### 4.5 Objectives of Teaching Science for pre-service (NCFTE)

- At B.Ed. Level

#### 4.6 Correlation of Science & other school subjects

- Making 'connections' between Science and other school subjects in Lesson Plans

### **Unit 5: THE SCIENCE TEACHER AND SCIENCE EDUCATION IN INDIA (15% ,11 Marks)**

#### 5.1 The constructivist science teacher

- Role of a constructivist science teacher
- Personal Beliefs about Teaching & Learning

#### 5.2 Developing a Scientific Attitude

- Characteristics of a person with Scientific Attitude
- Strategies to develop scientific attitude

#### 5.3 Professional Growth

- Role of Science Organisations (e.g. UNESCO, HBCSE),
- Role of Science Magazines (e.g. Science Reporter, Scientific American),
- Role of science-related events (e.g. Olympiads, Competitions, Conferences)

#### 5.4 Science education in India (Not to be assessed)

- Landmarks in the development of science education
- Innovative efforts in the field of science education

#### 5.5 Motivating the Science Learner

- Science Clubs
- Science Debates/Discussions
- Experimental Science Projects
- Science Exhibitions

- Field Trips
- Role play, drama, music, documentaries, street play, story

### **UNIT 6: Content Enrichment (20% , 15 Marks)**

Content enrichment in Physics, Biology and Chemistry considering the Science textbooks of Standard V TO IX syllabus followed by the Goa Board:

1. Living organism and surroundings.
2. Nutrition and life processes.
3. Modern Periodic Table, Properties of elements and compounds.
4. Properties of metal and non metal.
5. Chemical reactions.
6. Properties and uses of acid, bases and salts.
7. Light, shadows and reflections, properties of mirrors and lenses.
8. Electricity and magnetism.
9. Heat and combustion.
10. Force.
11. Pressure.
12. Sound.
13. Friction.
14. Laws of motion.
15. Work and Energy.

### **References**

- 1 Bhatt, B.D. Sharma, S.R..(1993).Method of Science Teaching: Delhi, Kanishka Publishing House
- 2 Garg, C.L.,Garg Amit. (2003). Seventy one plus Ten New Science projects14th ed.: Delhi, Pustak Mahal
- 3 Misra, A .(1991). Performance Discrepancy of Science Teachers: Delhi: Kanishka Publishing House
- 4 Raj, B.C. (1992).Method Teaching of Science Lucknow: Prakashan Kendra
- 5 Sharma,R.C. (1992). Modern Science Teaching Delhi :Dhanpat Rai and Sons
- 6 N.C.E.R.T. (1960). Evaluation in General Science: New Delhi
- 7 Richardson , John S. (1964) Science teaching in secondary school :Englewood Prentice Hall
- 8 Cull R.G.; Drake,W.A. (1979). Concepts of science-1 New Delhi: Wiley Eastern L.T.D.
- 9 Cull R.G.; Drake,W.A. (1991). Concepts of science-2 New Delhi:Wiley Eastern L.T.D.
- 10 Cull R.G.; Drake,W.A. (1991). Concepts of science-3 Ne Delhi: Wiley Eastern L.T.D.

- 11 Atkinson, Arthur (1988) Modern university chemistry. New Delhi: Oxford University Press
- 12 Beckett Brain, Gallagher R.M. (1988.) All about biology.Oxford: Oxford University Press
- 13 Beckett B.S. (1989). Illustrated biology.Oxford :Oxford University Press
- 14 Sharma,R.C. (1994). Modern science teaching Delhi: Dhanpat Rai and Sons
- 15 Das ,R.C. (1985). Science teaching in schools 2nd ed .New.Delhi: Sterling Publishers PVT.LTD.
- 16 Vaidya Narendra. (1970). Some aspects of Piagets work and science teaching: a Contribution towards the foundation of science teaching. New Delhi:S.Chand & Co.Ltd.
- 17 Siddiqui,N.N. Siddiqui,M.N. (1991). Teaching of science today and tomorrow 3rd ed New Delhi: Doaba House
- 18 Kishore,L.(1991). Teaching of physical science New. Delhi Doaba House
- 19 Radha Mohan. (1995). Innovative science teaching New Delhi: Prentice Hall
- 20 Das R.C., (1985). *Teaching of Science*, 2nd Edn. New Delhi : Sterling Publishers Pvt.Ltd
- 21 Narendra, V. (1971) *The Impact of Science Teaching*. New Delhi: Oxford and IBH Publishing house.
- 22 Krishnamacharyulu,V. (2006). *Teaching of science*.Hyderabad: Neelkamal Publishers.
- 23 Narasimha, K.(2005). *Content cum Method of Teaching Chemistry*.Bangalore:Sumukha Prakashana.
- 24 Rajasekar. (1995). *Method of Teaching Physical Sciences*. Hyderabad: Neelkamal publishers
- 25 Thurber W.A. and Colletta A., (1964). *A Teaching Science in today's Secondary schools*.New Delhi: Prentice Hall of India.
- 26 Anderson, R.D. (1970). *Developing Children's thinking Through Science*.New Delhi:Prentice Hall,
- 27 Chand, B. (1986). *Teaching of Science*. Ludhiana: Prakash Brothers
- 28 Chauhan, S.S. (2000). *Innovation in Teaching Learning Process*.New Delhi: Vikas Publishing House Pvt. Ltd,.
- 29 Joyce, Bruce and Marsha Weil. (1997). *Models of Teaching* (4thEd.) .New Delhi: Prentice Hall, Pvt Ltd.
- 30 Maitre, K. (1991). *Teaching of Physics*.New Delhi: Discovery Publishing House,
- 31 Mukalel, J.C. (1998). *Creactive Approaches to Classroom Teaching*,.New Delhi: Discovery Publishing House.
- 32 Prasad, J. (2005). *Practical Aspects in teaching of Science*, Kanishka Publishers
- 33 Rao, D.B. (1997). *Reflections on Scientific Attitudes*. New Delhi: Discovery Publishing House.

## **EDU 07-08: METHODOLOGY OF TEACHING HISTORY**

### **Course Objectives:**

#### **This course would aim at –**

- Making students understand the meaning of history and history curriculum in their broader perspectives.
- Understanding similarities and differences of textbooks of different boards.
- Equipping students with the knowledge and skill of making unit portfolios
- Helping students to integrate ICT and relevant instructional materials in teaching and learning of history.

- Helping students to select and use appropriate teaching methods for developing historical understanding.
- Equipping students with the knowledge and skill of selecting and preparing evaluation tools and techniques.
- Appreciating good features of question papers of different boards
- Making them understand the needs and means of professional development in teaching.
- Helping in preparing instructional strategies in the units of History textbooks.

### **Learning Outcome:**

Students will be able to –

- a) Explain the changing concept of history.
- b) Justify the place of history in school curriculum.
- c) Write lesson plan and unit plan.
- d) Integrate ICT and relevant instructional materials in teaching and learning of history.
- e) Write different types of test items.
- f) Evaluate a given history question paper and history textbook.
- g) Explain the need and means of professional development of history teacher.
- h) Explain different techniques/strategies to develop historical understanding.

### **Unit 1. Understanding History and History curriculum ( 15% ,12 Marks)**






- 1.1 Concept of history and historiography
- 1.2 Need / Aims of teaching History in secondary school
- 1.3 National curriculum in History ( from std. 6<sup>th</sup> to 10<sup>th</sup>): Structure, purpose, approach, how it is different from earlier curriculum.
- 1.4 Curriculum design in history as it practiced in India, controversies in curriculum design, role of state government in curriculum design.
- 1.5 Analysis and Comparison of History curriculum of Goa with that of Karnataka and Maharashtra, any private board like ICSE.

### **Unit 2. Planning for Teaching (15% , 12 Marks)**

- 2.1 Making a Unit Portfolio: Writing a unit plan, Need of Unit portfolio, Components of a Unit Portfolio
- 2.2 Lesson planning : need, steps, and components of lesson plan

- 2.3 Use of textbooks: Deciding its use in teaching
- 2.4 Use of ICT in lesson planning, lesson execution, evaluation. ICT based assignment
- 2.5 Writing lesson plans for different kind of lessons, different formats of lesson plan, writing lesson notes

### **Unit 3. Developing historical understanding ( 20% ,18 Marks)**

- 3.1 Developing historical empathy ( meaning, need, procedure)
- 3.2 Teaching values through history ( means )
- 3.3 Developing historical concepts/ understanding
  -  Teaching chronology/time
  -  Cause, effect and consequence
  -  Change and continuity
  -  Historical significance
  -  Historical interpretations
- 3.4 Teaching with sources
- 3.5 Teaching Controversial topics in history

### **Unit 4. Assessment in History ( 13% ,12 Marks)**

- 4.1 Question paper pattern in SSC exam and its analysis
- 4.2 Revised Bloom's Taxonomy w.r.t. History
- 4.3 Preparing different types of questions in History ( with reference to Goa Board)
- 4.4 History question papers of different Boards ( Goa, CBSE, Maharashtra)
- 4.5 Diagnostic testing and remedial measures

### **Unit 5. Professional development of history teacher (14% , 12 Marks)**

- 5.1 Special characteristics of a good history teacher
- 5.2 Knowing your beliefs, attitude and values of teaching history: Need and means
- 5.3 Self assessment as a history teacher: Need and means
- 5.4 Assessment by students: Need, procedures, and difficulties
- 5.5 Developing best practices in teaching history using action research.

5.6 Association of history teachers: need of such association, working of history association

### **Unit 6: Content-cum-Pedagogy in History from CBSE textbooks ( 23%, 9 Marks)**

( For each standard, the discussion would be around the structure of the books, the suggested use of books in teaching and suggested evaluation procedure and developing teaching strategy)

1. From Class VI
  - i. In the Earliest Cities
  - ii. The Emperor who gave up war
  - iii. Understanding Diversities
  - iv. Panchayati Raj
  
2. From Class VII
  - i. The Delhi Sultans
  - ii. Tribes, Nomads and Settled Communities
  - iii. Role of Government in health
  - iv. Understanding Media
  
3. From class VIII
  - i. From Trade to Territory
  - ii. Understanding Secularism
  
4. From Class IX
  - i. Forest Society and colonialism
  - ii. What is Democracy?

### **Suggested activities/assignments/projects in History**

1. Preparation of Unit portfolio in any unit in history
2. Production of at least 5 power point presentations and slides.
3. Content analysis of a history textbook to identify points that can be utilized for developing the feeling of nationalism/national integration/international understanding.
4. Designing Teaching strategy in one unit/topic
5. Content analysis of VI/VII grade syllabus with a view to analyze and report the various principles/methods/approaches that have been adopted for organizing the syllabus under study.

6. Selection and documentation of 5 history sources and writing instructional objectives that would be achieved by each of these sources along with the teaching strategy that would be adopted to achieve them.
7. Chalk-out 2 projects that the student teacher would like to give to his students writing clearly in behavioural terms the instructional objectives that would be achieved through the given project.
8. Prepare time lines of two rulers and their achievements.
9. Comparing question papers of different boards.
10. Collecting students' feedback on teachers teaching during internship

### **References**

1. Hyden, Tarry., Arthur, James and Hunt, Martin.( 2001) Learning to teach history in the secondary school ( 2nd ed.) London, Routledge.
2. Phillips, Rob (2002) Reflective Teaching of History 11-18,London, Continuum.
3. Phillips, Ian (2008) Teaching History: Developing as a Reflective Secondary Teacher, London, Sage.
4. Kochhar, S. K. ( 2005) Teaching of History, New Delhi, Sterling
5. National Curriculum Framework 2005
6. George, Alex M and Madan Amman ( 2009) Teaching Social Science in Schools: NCERT'S New Textbook Initiative, New Delhi, Sage.
7. IGNOU: Teaching of Social Studies ( ES-343: Block 1, 2 and 4)

## **EDU 07-08: METHODOLOGY OF TEACHING GEOGRAPHY**

### **Objectives:**

1. To develop an understanding and reveal importance of Geography.
2. To have an overview and integrate the knowledge drawn from various sources History, Geography, Environment, Science and Mathematics.
3. To acquire knowledge and develop understanding about the various pedagogical principles involved in teaching of Geography.
4. To utilize community resources and educational inputs.
5. To equip pupils with the evaluation skills.



6. To develop the skills of using different tools in Teaching of Geography
7. To develop the skill and attitude necessary to make pupils appreciate the natural environment in which they live
8. To explain various associated concepts of geography in the context of human beings interaction with them.
9. To develop an understanding of major Physical divisions, types of climate and different natural vegetation's of India.
10. To develop an understanding of totality of environment and environmental degradation.
11. To develop an understanding of geography of India and Goa.

### **Learning Outcomes**

- The students will be able to define various definitions of Geography.
- Students will be able to understand the concept of Geography in the context of Man-environment relationship.
- The students will be able to develop an understanding to the nature of Geography and its importance in day today life.
- The students will be able to define Geography as a basic discipline and the place of local Geography in Teaching.
- Students will develop their understanding in learners centered approaches in teaching Geography.
- Students will equip the knowledge of preparation of lesson plan, unit plan, and year plan.
- Students will be able to learn various skills in preparing teaching aids in teaching Geography.
- Students will be able to explain why there is a need of separate Geography room in schools, conducting Geography exhibition and use of community resources in the school.
- Students will develop the skills of using different tools in teaching Geography.
- Students will develop the skill and attitude necessary to make pupils appreciate the natural environment in which they live.
- Students will develop the skill of evaluation in preparing blue print, designing a good question paper and other various tools of evaluation in Geography.

- Students will come to know about natural environment, importance, and its types.
- Students will develop an understanding of totality of environment, environmental degradation and spread awareness regarding these issues.
- Students will develop an understanding to compare different major physical divisions, types of climate and different natural vegetation of India and Goa.
- Students will learn about various resources and its conservation.

### **Unit 1: Geography and its Fundamental Considerations (15%,10 Marks)**

- 1.1 The Meaning and definitions of Geography.
- 1.2 Nature of Geography.
- 1.3 Contributors of Geography
- 1.4 Place of local Geography in Teaching.
- 1.5 Geography as a basic discipline, its importance in day today life.

### **Unit 2: Learner Centered Approaches in Teaching Geography (20%,15 Marks)**

- 2.1 Correlation method ( History, Science and Math's)
- 2.2 Regional method
- 2.3 Problem solving Method
- 2.4 Project method
- 2.5 Excursion
- 2.6 Concept Attainment Model

### **Unit 3: Planning and Transactional Strategies (20%, 15 Marks)**

- 3.1 Preparation of lesson plan, unit plan, year plan.
- 3.2 Teaching aids (Projected and Non projected)
- 3.3 Geography room
- 3.4 Qualities and qualification of a geography teacher
- 3.5 Geography Exhibition
- 3.6 Use of community Resources

### **Unit 4: Tools of Teaching Geography (10%, 8 Marks)**

- 4.1 Concept of Map
- 4.2 Scales, Symbols and Direction

- 4.3 Concepts of Latitudes and Longitudes
- 4.4 Importance of equator and prime meridian
- 4.5 Types of Maps and their uses
- 4.6 Concept of Globe and uses of a Globe

**Unit 5: Evaluation (15%, 11 Marks)**

- 5.1 Content analysis
- 5.2 Writing instructional objectives in behavioral terms
- 5.3 Preparing a blue print
- 5.4 Setting a good question paper.
- 5.5 Tools of evaluation in Geography

**Unit 6: Natural Environment (10%,8 Marks)**

- 6.1 Environment and natural environment
- 6.2 Lithosphere, Hydrosphere, Atmosphere and Biosphere
- 6.3 Totality of environment
- 6.4 Environmental degradation

**Unit 7: Geography of India and Goa (10%, 8 Marks)**

- 7.1 Major physical divisions of India
- 7.2 Major types of climate of India
- 7.3 Natural vegetation of India, types and its conservation
- 7.4 Physical and political divisions of Goa
- 7.5 Resources and occupation of Goa

**References:**

- Aggarwal (2008): *Teaching of Social studies: A Practical Approach (4<sup>th</sup> Edition)*, Vikas Publishing House Pvt Ltd. New Delhi.
- *General Geography*, NCERT New Delhi
- Kunal A.K.(1983): *Why and How of Geography Teaching*, Ambani Publication Srinagar, New Delhi
- Machel (2008): *Teaching of Geography*, Oxford University Press, Bombay
- Norman Graves (1972): *New Moments in the Study and Teaching of Geography*, Mawerice Temple Sunith Ltd. Australia.
- Rao, M.S. (1993): *Teaching of Geography*, Anmol publications, New Delhi.
- Siddiqui M.H. (2009): *Teaching of Geography*, APH Publishing Corporation, New Delhi
- Srivastva, H.S. & Menon Kamala (1989): *Handbook of Evaluation in Geography*, Sterling Publishers, New Delhi.
- S.K.Kochar: *The Teaching of Social Studies*.
- Source book for teaching of Geography, Unesco Publications.
- Verma O.P. & Vedanayagam (1988): *Geography Teaching*, Sterling Publishers, New Delhi.
- Pal, Saroj K (1998): *Physical geography of India*, Orient Longman Ltd, Calcutta
- Dasgupta A & Kapoor A. N. (1993) : *Principles of physical geography*, S Chand & company ltd., New Delhi.

### **EDU 07-08: Methodology of Teaching Commerce**

**Objectives:** After going through the course, the teacher trainee will:

1. Understand the importance of teaching Commerce in Higher Secondary Schools
2. Understand the nature and scope of Commerce.
3. Understand the impact of Commerce on Society today.
4. Plan for effective instruction in the teaching of Commerce.
5. Develop habit for neat, clean and methodical work.
6. Use appropriate instructional strategy in teaching of Commerce

7. Use Mass Media to maximize curriculum transaction.
8. Use educational software and online materials.
9. Develop skills necessary for assessing student learning outcomes
10. Learn to organize different co-curricular activities in commerce.
11. Become competent and committed professional willing to perform the identified tasks.
12. Use competencies and skills needed for becoming an effective teacher.
13. Use managerial and organizational skills.

### **Unit -1. Fundamental considerations:**

- 1.1. Concept of Commerce Education.
  - 1.1.1 Place of Commerce in school programme.
  - 1.1.2 Status of Commerce education in Secondary schools in India
  - 1.1.3 Areas of study of Commerce Education
  - 1.1.4 Practical Utility and importance.
- 1.2 Objective based teaching of Commerce
  - 1.2.1 Use of Maxims in teaching of Commerce
  - 1.2.2 Aims and objectives of teaching Commerce
  - 1.2-3 Values of teaching Commerce
  - 1.2.4 Practical Utility and importance of teaching Commerce
- 1.3 The teacher- Qualities and requirements of a commerce teacher
  - 1.3.1 Qualities and interest of commerce teacher
  - 1.3.2 Professional growth of teachers.
  - 1.3.3 Professional ethics of a teacher.

### **Unit 2 Transactional Strategies and Planning for Instruction.**

- 2.1 Content cum methodology - concept, nature, need and importance of content cum Methodology of teaching - learning of Commerce. (XI and XIIstd) and implementation of content cum methodology in teaching -learning of Commerce

2.1.1 Instructional strategy in theory subjects Pedagogical content knowledge analysis (PCK) Meaning, Scope, Features of PCK analysis significance of PCK analysis in commerce discipline.

2.1.2 Instructional strategy in practical/skill/application oriented subjects (Accountancy & Statistics) Relationship between pedagogy with analysis Content Analysis — Procedure, facts, concepts, principles, process, rules.

2.2 Preparation of unit plan.

2.3 Preparation of lesson plan

2.3.1 Steps in a lesson plan

2.3.2 Use of ICT and Power Point Presentation

2.4 Preparation of Annual Plan

2.5 Models of Teaching

2.5.1 Concept Attainment Model

2.5.2 Advance Organiser

2.5.3 Social Inquiry.

**Unit 3: Methods of teaching and Co-curricular Activities in commerce.** :(objectives, planning, conducting & evaluating)

3.1 Teacher Centered: Lecture method, Team teaching, Question-Answer method,

3.2 Learner Centered and activity-based approach) Project method, Problem solving, Demonstration method, Discussion, Debate, Symposium, Case study, Visit and field studies.

3.3 Co-curricular activities in the teaching of commerce

3.3.1 Principles of organizing co-curricular activities-values of CCA

3.3.2 Types of CCA-indoor and outdoor activities

3.3.3 Planning and organization of CCA.

3.3.4 Use of community resources unit

**Unit 4: Curriculum and Text book in Commerce**

4.1 Curriculum in Commerce

4.1.1 Need for curriculum

4.1.2 Construction of curriculum

4.1.3 Approaches to curriculum development

4.1.4 Syllabus in commerce

4.1.5 Critical appraisal of Commerce curriculum at Higher Secondary Stage.

4.2 Textbook in Commerce

4.2.1 Importance of textbook

4.2.2 Essential of good textbook

4.2.3 Textbook evaluation

4.3 Content analysis of Higher Secondary Business Studies and Accountancy text book (Standard XI & XII)

### **Unit 5 Teaching Aids:**

5.1 Importance of teaching aids-criterion for the selection of teaching aids

5.2 Non- Projected Aids:

5.2.1 Visual Aids Graphic aids, display boards, three dimensional aids

5.2.2 Audio aids: Radio, Tape recorder, C.D. Player

5.3 Projected aids (Overhead projector, slide projector etc.)

5.3.1 Audio-Visual Aids: Television, Computer, L.C.D. etc.

5.4 Activity aids, use of periodicals, journals, statistical data, annual reports of companies, Use of technical documents and survey studies.

5.5 Use of mass media: newspapers, radio, T.V. internet and video tapes.

### **Unit-6 Assessment and Evaluation in Commerce**

6.1 Purpose of evaluation

6.2 Characteristics of good Test in Commerce

6.3 Comprehensive and continuous evaluation

6.4 Types of tests: diagnostic, achievement, criterion referenced

6.5 Types of test items, development of objective based test items

6.6 Question paper setting and analysis: Blue print, three-dimensional chart and test paper

6.7 Qualitative techniques used for evaluating students.

## **EDU – 07 & 08 METHODOLOGY OF TEACHING SOCIAL SCIENCES**

### **COURSE OBJECTIVES**

#### **This course would aim at:**

1. Making students understand the meaning of Social Sciences curriculum in their broader perspectives.



2. Equipping students with the knowledge and skill of making unit planning.
3. Helping students to integrate ICT and relevant instructional materials in teaching and learning of Social Sciences.
4. Equipping students with the knowledge and skill of selecting and preparing evaluation tools and techniques.
5. Making them understand the needs and means of professional development in teaching.
6. Helping in preparing instructional strategies in the units of Social Sciences textbooks.

### **Unit 1. Understanding Social Science and Social Science curriculum**

1.1 Concept of Social Sciences

1.2 Objectives of teaching Social Sciences in Higher Secondary School, with reference to Sociology, Political Sciences, Psychology, Philosophy, Economics

1.3 National curriculum (from sta. XIth and XIIth): Structure, purpose, approach, how it is different from earlier curriculum etc in different social science subjects

1.4 Curriculum design in Social Sciences as it practiced in India, controversies in curriculum design, role of state government in curriculum design.

1.5 Comparison of Social Sciences Goa with that of Karnataka and Maharashtra, any private board like CSE.

### **Unit 2. Planning for Teaching**

2.1 Making a unit plan

2.2 Lesson planning. Lesson note

2.3 Writing different types of lesson plan, ( discussion, debate, project, brain storming, )

2.4 Teaching strategy

2.5 Planning the use of textbooks

### **Unit 3. Method and media of teaching Social sciences**

3.1 Lecture method, demonstration, discussion, Brain storming

3.2 Experiment in psychology, case study, field study, survey

3.3 Psychological Laboratory, Role of Practical works, Ethical consideration in psychological testing; experimentation.

3.4 Newspaper, magazines

3.5 Use of ICT in lesson planning, lesson execution, evaluation. ICT based assignment

#### **Unit 4. Assessment in Social Sciences**

4.1 Question paper pattern in HSSC exam and its analysis

4.2 Revised Bloom's Taxonomy wrt Social Sciences

4.3 Preparing different types of questions in Social Sciences ( with reference Goa Board))

4.4 Social Science question papers of different Boards ( Goa, Maharashtra)

4.5 Evaluating practical works, projects and group activities.

#### **Unit 5. Professional development of Social Science teacher**

5.1 Special characteristics of a good Social Science teacher

5.2 Knowing your beliefs, attitude and values of teaching Social Science.

5.3 Self assessment as teacher

5.4 Assessment by students

5.5 Developing best practices in teaching Social Science using action research.

### **EDU-07-08: Methodology of Teaching Information, Communication Technology in Education**

#### **Objectives:**

To enable student to –

- \* Understand the meaning, nature and scope of ICT in Education
- \* Understand the legal & Ethical issues related to internet.
- \* Get acquainted with structure, Hardware & Software of computer and application software.
- \* Plan for effective ICT instruction.

- \* Use appropriate instructional system in ICT Education.
- \* Use mass media to maximize curriculum transaction.
- \* Prepare student to select the appropriate communication facilities through internet.
- \* Apply sound psychological principles to enhance ICT learning.
- \* Understand ICT Supported teaching learning strategies.
- \* Get acquainted with e learning and development in ICT

### **Unit 1 .Information Communication Technology and Society (Weightage 10%)**

- 1.1 Concept, Importance, Meaning & Nature of Information Communication Technology
- 1.2 Need of information and communication Technology in Education.
- 1.3 Scope of ICT in Education
- 1.4 The relation of ICT to
  - a) Social Development
  - b) Economic Development
  - c) Cultural Development
- 1.5 Ethics in ICT Education

### **Unit 2 .The teaching learning process (Weightage 20%)**

- a) Lesson Planning
  1. Writing Instructional objectives
    - Cognitive domain (Revised Blooms Taxonomy)
    - Performance Objectives
- b) Writing Lesson Plans
  1. Selection of Learning Resources
  2. Creating learning activities
  3. Questioning of facilitate learning
- c) Models of teaching
  1. Meaning of Models of teaching.
  2. Structure of teaching models
  3. Types of models of teaching
    - Advance organizer Model
    - Glasser's Classroom Meeting Strategy Model
    -

### **Unit 3. Instructional Design (Weightage 15%)**

- 3.1 Basic principles of Instructional Design
- 3.2 Writing Instructional goals
- 3.3 System Approach to instructional design.
- 3.4 Programmed Instruction
  - a)Principal of PI
  - B) Styles of programming in PI
- 3.5 Analyzing instructional content (Task Analysis)
  - \* Hierarchical Analysis
  - \* Procedural Analysis
- 3.6 Courseware Design

#### **Unit 4. ICT- Teaching and Assessment (Weightage 15%)**

- 4.1 Training Psychology
  - a) Meaning
  - b) Use of training psychology in ICT Education.
- 4.2 Learner Controlled Instruction (LCI)
  - a) Meaning
  - b) Advantages of LCI
- 4.3 Personalized system of Instruction (PSI)
  - a) Meaning
  - b) Characteristics and advantages of PSI
- 4.4 Assessment
  - a) Assessment of students practical work
  - b) Assessing current educational software

#### **Unit 5. Mass media approach to teaching learning and ICT supported teaching learning strategies (Weightage 25%)**

- 5.1 The role of Television and its supporting media (Video, VCD, DVD)
- 5.2 Intranet and Internet
  - a) Concept need and importance
  - b) Facilities available for communication- Email, chat, online conferencing, (Audio, video), e- Library website , Blog, wiki Internet forum, News group.
- 5.3 Search Engines - Concept and users
- 5.4 Use of Instructional Media
  - a) Media Projector
  - B) Interactive White board
  - c) Social Media
  - d) Cellular Phones
- 5.5 CAL - Computer Assisted Learning
- 5.6 PBL – Project Based Learning
- 5.7 Introduction of E-learning
  - \* E-learning - Concept and nature
  - \* Web based Learning
  - \* Virtual Classroom
  - \* Role of EDUSAT

#### **Unit. 6 Introduction to Computer (Weightage 15%)**

- 6.1. Computer – Definition & Structure
- 6.2 Hardware:

1. Input devices – Key Board, Mouse , Microphone , Digital Camera
2. Output Storage- Monitor, Printer Speaker Screen image Projector
3. Storage Devices- Hard Disk, CD, & DVD Mass storage devices.

### 6.3 Software

1. Operating System
2. Application Software (It uses in Education)
  - 1) Word Processors
    - a) Basic formatting techniques(Editing , use of graphics and Tablets)
  - 2) Presentation
    - a) Basic features of presentation software- elements of a slide,

formatting a  
slide ( font, color, graphics, animation, design templates, slide transitions  
and sound)

- 3) Spread sheet
  - a) Basic function of spreadsheet – Insert(Row/Column) delete row ,  
column  
format (cell table)alignment , data type
  - b) Calculations(date, summation, count, sort, average and use of filters) Text  
processing and graphics
- 4) Database Management  
Types of Database, Use of Database

Practical's (Not to be assessed in the theory paper.)

- Constructing, designing and maintaining Web page of school
- Constructing, designing and maintaining database of students for use in students academic reports and other school requirements.

### References:

1. Orlich, Donald C. et al Teaching Strategies
2. Zook, Kevin B Instructional design for classroom Teaching and learning
3. Reece, Ian and Stephen walker, Teaching Training and learning
4. Geoffrey Petty Teaching Today
5. Information Communication Technology. The national curriculum for England

## **WORKING WITH THE COMMUNITY**

Working with the community projects will be based on Experiential learning- Gandhiji's Nai Talim

### **Suggested activities for Community Work**

- Case study of School on Community engagement
- Case study on happiness, pleasure and violence in school/classrooms.
- Documentation of best practice pertaining to community engagement in school activities
- Case studies on Village level workers and their engagement in Educational and Health matters.

- Case studies of roles and responsibilities of Teachers and Headmasters for Community and parents' engagement in school matters.
- Establishing village education interest Groups/Committees and Taking help of Self Help Groups in Education
- Community service, Cleanliness in public places
- Community service, survey on literacy and out of school children
- Study on practice of Art, Craft, Drama, Music and Theatre in Schools.
- Waste mapping, Cleanliness Drives and composting
- Nursery Raising and Kitchen Gardening
- Water and Sanitation Facility Management
- Mentoring and Facilitation

# Second Year B.Ed Syllabus

## EDU 09: ASSESSMENT AND EVALUATION

### Objectives:

The student teachers will be able to:

1. Understand the nature of assessment and evaluation and their role in teaching-learning process.



2. Understand the perspectives of different schools of learning on learning assessment
3. Realise the need for school based and authentic assessment
4. Examine the contextual roles of different forms of assessment in schools
5. Understand the different dimensions of learning and the related assessment procedures, tools and techniques
6. Develop assessment tasks and tools to assess learners performance
7. Analyse, manage, and interpret assessment data
8. Analyse the reporting procedures of learners performance in schools
9. Develop indicators to assess learners performance on different types of tasks
10. Examine the issues and concerns of assessment and evaluation practices in schools
11. Understand the policy perspectives on examinations and evaluation and their implementation practices
12. Traces the technology bases assessment practices and other trends at the international level

### **Learning Outcomes**

- The student will be able to explain the importance of assessment and evaluation in teaching-learning process.
- The student will be able to describe the nature of assessment and perspectives of different schools of learning on learning assessment
- The student will be able to analyze the need for school based and authentic assessment
- The student will develop the capability to examine the contextual roles of different forms of assessment in schools
- The students will be able to differentiate the dimensions of learning and the related assessment procedures, tools and techniques
- The student will be able to develop assessment tasks and tools to assess learners performance
- The student will be able to analyse, manage, and interpret assessment data
- The student will be able to analyse the reporting procedures of learners performance in schools
- The student will be able to develop indicators to assess learners performance on different types of tasks
- The student will be able to examine the issues and concerns of assessment and evaluation practices in schools
- The student will be able to understand the policy perspectives on examinations and evaluation and their implementation practices
- The student will be able to identify traces the technology bases assessment practices and other trends at the international level

### **Unit 1 Perspectives on Assessment and Evaluation (20%, 12 Marks)**

- 1.1.1 Meaning of Assessment, Measurement, Tests, Examination, Appraisal, and Evaluation and their interrelationships
- 1.1.2 Difference between 'true ability' and 'observed ability', Principles of assessment and evaluation
- 1.1.3 Objectivist and Constructivist approach to assessment
- 1.1.4 Purposes of Assessment: Prognostic, Monitoring of Learning, Providing Feedback, Promotion, Placement, Certification, Grading and Diagnostic
- 1.2 Classification of assessment: based on purpose (prognostic, formative, diagnostic and summative) scope (teacher made, standardized), attribute measured (achievement, aptitude, attitude, etc.), nature of information gathered (qualitative, quantitative), mode of response (oral and written; selection and supply), nature of interpretation (norm referenced, criterion referenced) and context (internal, external)
- 1.3 Concept of Continuous comprehensive Evaluation
- 1.4 School based Assessment and Authentic Assessment.

## **Unit 2 Assessment of Learning (15%, 10 Marks)**

- 2.1 Dimensions of learning: cognitive, affective and performance
- 2.2 Assessment of cognitive learning: types and levels of cognitive learning: understanding and application; thinking skills –convergent, divergent, critical, problem solving, and decision making; items and procedures for their assessment
- 2.4 Assessment of affective learning: attitude and values, interest, self-concept; items and procedures for their assessment
- 2.5 Assessment of Performance: tools and techniques for assessment of skills
- 2.6 Grading: Concept, Types, Grading as practised in the schools of Goa.

## **Unit 3 Assessment for Learning (15%, 10 Marks)**

- 3.1 Assessment information as an input for learning, meta-cognition and development – need for continuous formative and diagnostic assessment
- 3.2 Use of Projects, Assignments, Work sheets, Practical work, Performance based activities, Seminars and Reports as assessment devices
- 3.3 Developing Performance Tasks (Subject Specific)
- 3.4 Assessment of Group Processes - Collaborative/Cooperative Learning and Social skills
- 3.5 Portfolio Assessment – its meaning, scope and uses;
- 3.6 Planning, development and assessment Self, Peer and Teacher Assessments

## **Unit 4 Construction of achievement tests (20%,13 Marks)**

- 4.1 Instructional Objectives ( Revised Bloom's Taxonomy)
- 4.2 Consideration of what and why to assess (content and objectives)
- 4.3 Differentiation between instructional, learning and assessment objectives
- 4.4 Stating of Assessment Objectives - Need for integrated objectives.

- 4.5 Deciding on the nature and form of assessment - oral tests and written tests; open book examination; weightage to content, objectives, allocation of time; Preparation of a blueprint, question wise analysis,
- 4.6 Construction/selection of items; Guidelines for construction of test items:
- 4.7 Essay type: Extended response and restricted response types
- 4.8 Objective types-Alternate response, multiple-choice and matching exercises.
- 4.9 Assembling the test items, Guidelines for test administration

### **Unit 5 Scoring, Analysis and Reporting of Assessment (15%, 10 Marks)**

- 5.1 Scoring procedure – manual and electronic; Development of Rubrics
- 5.2 Analysis and Interpretation of Students' Performance: Norm Referenced Interpretations and Criterion Referenced interpretation
- 5.3 Processing test performance: calculation of percentages; measures of central tendency ; measures of variability- Range and Standard deviation,; graphical representations; and interpreting performance
- 5.4 Reporting Student Performance – content and formats; Progress reports- Remarks/Comments by teachers on students' performance , Cumulative records, Profiles, and Open house
- 5.5 Using feedback for reporting to different stakeholders – students, parents, and administrators
- 5.6 Use of Feedback for teachers' self-improvement

### **Unit 6 Issues, Concerns and Trends in Assessment and Evaluation (15% , 10 Marks)**

- 6.1 Existing Practices: Unit tests, half- yearly and annual examinations, semester system, Board examinations and Entrance tests, State and National achievement surveys
- 6.2 Management of assessment and examinations wrt CCE, Use of question bank
- 6.3 Issues and Problems: Marking Vs Grading, Non-detention policy, Objectivity Vs Subjectivity in assessment.
- 6.4 Impact of entrance test and public examination on teaching and learning – the menace of coaching
- 6.5 Policy perspectives on examinations and evaluation: Recommendations in National Policies of Education and curriculum frameworks
- 6.6 Trends in assessment and evaluation: Online examination, Computer-based examination, Open book exam, Exam on demand(meaning and uses only)and other technology based examinations
  - Standards based assessment – international practices

### **References**

1. Bransford, J., Brown, A.L., & Cocking, R.R. (Eds.). (2000). *How people learn: Brain, mind, experience, and school*. Washington, DC: National Academy Press.
2. Burke, K. (2005). *How to assess authentic learning (4th Ed.)*. Thousand Oaks, CA: Corwin.
3. Burke, K., Fogarty, R., & Belgrad, S (2002). *The portfolio connection: Student work linked to standards (2nd Ed.)* Thousand Oaks, CA: Corwin.
4. Carr, J.F., & Harris, D.E. (2001). *Succeeding with standards: Linking curriculum, assessment and action planning*. Alexandria, VA: Association for Supervision and Curriculum Development.
5. Danielson, C. (2002). *Enhancing student achievement: A framework for school improvement*. Alexandria, VA: Association for Supervision and Curriculum Development.
6. Gentile, J.R. & Lalley, J.P. (2003). *Standards and mastery learning: Aligning teaching and assessment so all children can learn*. Thousand Oaks, CA: Corwin.
7. Guskey, T.R., & Bailey, J.M. (2001). *Developing grading and reporting systems for student learning*. Thousand Oaks, CA. Corwin.
8. Natrajan, V. and Kulshreshtha, S.P. (1983). *Assessing non-Scholastic Aspects-Learners Behaviour*, New Delhi: Association of Indian Universities.
9. NCERT (1985). *Curriculum and Evaluation*, New Delhi: NCERT.
10. Newman, F.M. (1996). *Authentic achievement: Restructuring schools for intellectual quality*. San Francisco, CA: Jossey-Bass
11. Nitko, A.J. (2001). *Educational assessment of students (3rd ed.)*. Upper Saddle River, NJ: Prentice Hall.
12. Norris N. (1990) *Understanding Educational Evaluation*, Kogan Page Ltd.
13. Singh H.S. (1974) *Modern Educational Testing*. New Delhi: Sterling Publication
14. Anderson, Lorin W. & Krathwohl, David R. (2001). *A Taxonomy for Learning, Teaching and Assessing: A Revision of Bloom's Taxonomy*. New York. Longman Publishing.

## **EDU 10: HEALTH AND PHYSICAL EDUCATION**

### **Objectives of the Course**

The broader objective of learning of this area should enable the student- teachers to

- Help them to understand the concept of holistic health, its various dimensions and determinants and the importance of sports and yoga for development of holistic health.
- Develop positive attitude towards health as individual and be collectively responsible to achieve it.
- Equip them to know their health status, identify health problems and be informed for taking remedial measures.
- Encourage them to learn and to form right habits about exercise, games and sports, sleep, rest and relaxation.
- Create interest for the practice of yogasanas and meditations through which they learn the skills/art of self-control, concentration, peace and relaxation to avoid ill effects of stress, strain and fatigue of routine life.
- Help them to understand and develop skills to deal with psycho-social issues including those, related to process of growing up during adolescence, HIV/AIDS and substance abuse.

### **Learning outcomes**

- Students will understand the concept of holistic health, its various dimensions and determinants and the importance of sports and yoga for development of holistic health.
- Subject will Develop positive attitude towards health as individual and be collectively responsible to achieve it.
- Students will identify their own health problems and will be informed for taking remedial measures.
- Students will be Encourage to learn and to form right habits about exercise, games and sports, sleep, rest and relaxation.
- Create interest for the practice of yogasanas and meditations through which they learn the skills/art of self-control, concentration, peace and relaxation to void ill effects of stress, strain and fatigue of routine life.
- Students will understand and develop skills to deal with psycho-social issues including those, related to process of growing up during adolescence, HIV/AIDS and substance abuse.

### **Course Content**

#### **Theory**

- Concept of health, importance, dimensions and determinants of health; Health needs of children and adolescents, including differently-abled children
- Understanding of the body system—skeleton, muscular, respiratory, circulatory and digestive in relation to health fitness, bones, muscles and joints, their functions, common injuries of bones, common health problems and diseases—its causes, prevention and cure, immunisation and first aid
- Food and nutrition, food habits, nutrients and their functions, diversity of Indian food, seasonal foods and festivals. Practices related to food hygiene, malnutrition, including obesity, food and waterborne and deficiency diseases and prevention
- Games and sports — athletics (general physical fitness exercises), games (lead-up games, relays and major games) rhythmic activities, gymnastics and their impact on health
- Yogic practices — importance of yoga, yogasanas, kriyas and pranayams
- Role of institutions (school, family and sports), health services, policies and major health and physical education-related programmes, blood banks, role of media
- Communicable and non-communicable diseases; health and hygiene, HIV/AIDS, measures to prevent diseases transmission; Harmful effects of self-medication and patient's rights.
- Occupational health hazards and its prevention; Commonly-abused substance and drugs and ways of prevention and inhabitation
- Fundamentals skills of games and sports; Sports for recreation and competition; Rules and regulations of sports; sports ethics; sports awards and scholarships, sports-personship
- Development of physical fitness; Postures; Importance of relaxation; Fitness tests; Resources and services for games and sports
- Yogic practices—importance of yoga, yogasanas, kriyas and pranayama
- Health and physical Education and its relationship with other subject areas like Science, Social Science and Languages.

### **Practical**

- Activities for development of physical fitness, i.e. strength, speed, endurance, flexibility and body composition (Fundamental Sports Skills ); Basics of track and field (100 mts., 200 mts., long jump, shot put, 4 × 50 mts. relay) Gymnastics; Any two team games (Kabaddi, Kho-Kho, Basketball, Cricket, Hockey, Volleyball and Football) or individual game
- Organisation of games and sports tournaments.
- Learning and performing of basic yogic activities.
- Workshop on First Aid.

## **EDU 11: INCLUSIVE EDUCATION**

## **Objectives:**

By the end of the course, the student will be familiar with,

- a) The philosophy of inclusive education
- b) The legal provisions for inclusive education (international and national)
- c) Challenges faced by children with disabilities ( five disabilities specified)
- d) Curriculum modifications necessary to include children with disabilities mentioned in the paper
- e) Creating an inclusive environment in the school

## **Learning Outcomes**

- The student will be aware about the historical background and philosophy of inclusive education
- The student will be able to identify the legal provisions ,programs and schemes for inclusive education at international ,national and state level
- The student can identify the types and characteristics of disabilities
- The student will develop an understanding about the challenges faced by children with disabilities ( five disabilities specified)
- The student will be able to identify the Curriculum modifications necessary to include children with disabilities mentioned in the paper
- The student will be able to Create an inclusive environment in the schools

## **Unit 1: Concept of Inclusive Education (30%, 9 Marks)**

### 1.1 Historical background of Inclusion

- a) Normalization
- b) Models of Inclusion (Medical, Social – Rights based Approach)

### 1.2 Definition & Principles of Inclusive Education

### 1.3 Benefits of Inclusive Education

### 1.4 Challenges of Inclusive Education (Disability specific)

- a) Attitudinal
- b) Environmental

### 1.5 Inclusive Education – Rights Based Model

- a) International Perspectives of Inclusive Education (UNCRPD 2006, UNESCO)
- b) National Perspectives of Inclusive Education (NPE 1986, Inclusive Educational Program and Schemes, RTI Act)

c) State Level Perspective of Inclusive Education (Goa Children's Act 2003)

**Unit 2: Types of Disabilities: Characteristics and Educational Challenges (30%,9 Marks)**

2.1 Specific Learning Disability

2.2 Sensory Impairment

a) Hearing Impairment

b) Visual Impairment

2.3 Autism

2.4 Scholastic Backwardness

2.5 Locomotor Disabilities

a) Cerebral Palsy

b) Muscular Dystrophy

**Unit 3: Curriculum Modification (20% ,6 Marks)**

3.1 Text Book Modification

3.2 Differentiated Instruction

3.3 Alternative Evaluation System

3.4 Adaptation of co-curricular activities

3.5 Alternative subject Choice

**Unit 4: Modifying School for Inclusive Education (20%, 6 Marks)**

4.1 Sensitization

4.2 Physical structure

4.3 Life Skills Resource Rooms

4.4 Academic Skills Resource Rooms

4.5 Social Inclusion

**References:**



1. Das and Das. (2013) *Inclusive Education: A contextual working model*: Concept Publication Co.
2. Inclusive Education : Orientation Package for Teacher Education NCERT
3. Hegarty, S (2002).*Education & Children with Special Needs: From Segregation to Inclusion* Sage Publications
4. LoremanT, Depler J, Harvey D. (2005)*Inclusive Education: A Practical Guide to Supporting Diversity in the Classroom*. Psychology Press,
5. Jha, Mohan M. (2000). *Schools, 2002 Without Walls: Inclusive Education For All*, Pearson Education
6. NCERT – Review of Existing Instructional Adaptations
7. Norwich B. (2000), *Dilemmas of Difference, Inclusion and Disability: International Perspective on Future Directions*, RoutledgeFalmer
8. Clough P, Corbett J, (2000). *Theories of Inclusive Education: A Student's Guide*, Athenaeum Press Limited
9. NindM,RixJ, Sheehy K, Simmons K, (2005).*Curriculum Pedagogy in Inclusive Education: Values into Practice*, RoutledgeFalme

## EDU 12: ACTION RESEARCH

### Objectives:

After going through the course the teacher trainees will

- Understand the concept of action research
- Understand the importance of action research
- Learn how to maintain and use a research diary
- Able to prepare an action research plan
- Acquire the knowledge of collecting, analyzing and interpreting data.
- Acquire the knowledge of research report writing

**Learning Outcome:**

The students will be able to:

1. Explain the concept of Action Research.
2. Differentiate between Action Research and Educational Research.
3. Use research diary in conducting Action Research.
4. Write an Action Research plan.
5. Design different data collection tools.
6. Do different statistical procedures for data analysis.
7. Write research report.

**Unit 1: Selecting an Action Research Problem ( 30%, 8 Marks)**

1.1 Meaning and characteristics of Action research

1.2 Difference between Action research and Educational research

1.3 Need of action research in schools.

1.4 Sources of research problems

1.5 Characteristics of a researchable problem

1.6 Role of research diary in selecting and defining a research problem

- Suggestions for writing research diary
- Entries in a research diary- observation, feeling, reaction, interpretation, reflection, ideas and explanation

1.7 Preparing an action research plan: need and components

**Unit 2: Methods of Action Research (40% , 11 Marks)**

**2.1 Designs of research:** Experimental action research (Pre-test Post test one group design), Survey research and Case study

## **2.2 Data gathering Instruments**

### 2.2.1 Observation

- Developing observation schedule
- Its advantages and limitations

### 2.2.2 Interview

- Types ( structured, unstructured, and focused group)
- Developing interview schedule
- Stages of conducting interview
- Advantages and limitations

### 2.2.3 Questionnaire

- Types of questions ( Open ended, closed ended)
- Designing questionnaire
- Advantages and limitations

## **Unit 3. Data Analysis and Interpretation ( 15%, 6 Marks)**

### 3.1 Quantitative data analysis

3.1.1 Frequency counts, Percentage, Mean, Standard Deviation: their use only)

### 3.1.2 Correlation

- Rank difference method and product movement method of calculation
- Interpretation of correlation

1.3 Analyzing qualitative data from open ended questionnaire, observation and Interview

## **Unit 4: Writing the Action Research Report ( 15%, 5 Marks)**

4.1 Format of a research report

4.2 Style of writing research report

4.3 Use of tables and figures

#### 4.4 Use of quotations and citation

#### 4.5 Writing Bibliography

#### **References:**

1. Altrichte, H., Posh, P. and Somekh, B. (2000). *Teachers investigate their work*, New York: Routledge.
2. Denscombe, M. (1999). *The Good Research Guide*, New Delhi: Viva Books.
3. Denzin, N.K. and Lincoln, Y.S. (2000). *The SAGE Handbook of Qualitative Research*, London: SAGE.
4. Hopkins, D. (1997). *Improving Education through Action Research*, CA: Crown Press.
5. McNiff, J., Lomax, P., and Whitehead, J. (2000). *You and Your Action Research Project*, New York: Routledge.
6. Miles, M.B. and Huberman, A.M. (1994.) *Qualitative Data Analysis*, London: SAGE.

## **OBJECTIVES:**

After going through the course the teacher trainee will:

- Acquire the knowledge of the meaning of Environmental Education and ESD
- Understand the need for Environmental Education in solving the environmental problem
- Acquire basic knowledge of the Ecosystems, biodiversity, habitats
- Discover the symptoms and the real causes of Environmental Problems
- Develop the social values and attitudes which are in harmony with Environmental Quality
- Develop skills to solve Environmental Problems
- Develop a sense of responsibility and urgency to play his/her own role in preserving and protecting the Environment
- Acquaint himself/herself with the India's efforts in Environment conservation
- Acquaint himself/herself with the Rules and Laws in India concerning the protection of Environment
- Develop skills and methods required to impart Environmental Education to school students

## **Learning Outcomes**

- The student will be able to acquire the knowledge of the meaning of Environmental Education and ESD
- The student will be able to understand the need for Environmental Education in solving the environmental problems
- The student will be able to acquire basic knowledge of the Ecosystems, biodiversity, habitats
- The student will be able to discover the symptoms and the real causes of Environmental Problems
- The student will be able to develop the social values and attitudes which are in harmony with Environmental Quality
- The student will be able to develop skills to solve Environmental Problems
- The student will be able to develop a sense of responsibility and urgency to play his/her own role in preserving and protecting the Environment
- The student will be able to acquaint himself/herself with the India's efforts in Environment conservation
- The student will be able to acquaint himself/herself with the Rules and Laws in India concerning the protection of Environment
- The student will be able to develop skills and methods required to impart Environmental Education to school students

**Unit 1 ENVIRONMENT EDUCATION TO EDUCATION FOR SUSTAINABLE DEVELOPMENT (20%, 6 Marks)**

- 1.1 Landmark developments in Environment Education from Stockholm Conference 1972 to Rio 1992 to Johannesburg 2002
- 1.2 Education for Sustainable Development ESD: concept, objectives
- 1.3 Difference between Environmental Education and Education for Sustainable Development
- 1.4 Environmental Education approach according to the Tibilisi Conference
- 1.5 The role and challenge of an Environmental Educator

**Unit 2 ECOSYSTEMS, BIODIVERSITY AND NATURAL RESOURCES (15%, 5 Marks)**

- 2.1 Ecosystem :types, components and processes
- 2.2 Habitats :types
- 2.2 biodiversity : types, hotspots
- 2.3 India's biodiversity
- 2.4 Natural resources: renewable ,non renewable.

**Unit 3 ENVIRONMENT PROBLEMS AND CHALLENGES (20%, 6 Marks)**

- 3.1 Climate change
- 3.2 Green house gases and global warming
- 3.3 Depletion of the ozone layer
- 3.4 Loss of biological diversity and threat to habitats
- 3.5 Acid rain
- 3.6 Water scarcity and flooding

3.7 Energy crises

3.8 Nuclear hazards

3.9 Solid waste Management : urban and industrial wastes.

3.10 Social issues: consumerism, rehabilitation

#### **Unit 4 ENVIRONMENTAL PROTECTION AND CONSERVATION INITIATIVES IN INDIA (25%, 7 Marks )**

4.1 Environmental legislation :brief reference to Air Act, Water Act, Environment Protection Act, EIA

4.2 Efforts of environment organisations: eg. CEE, BNHS,CSE, Navdanya, Wildlife Conservation Society etc.

4.3 Project tiger, Project rhino ,Project elephant: achievements and challenges

4.4 Environmental movements: Chipkoandolan, Apikoandolan, Narmada Bachao, Silent Valley

4.5 Wildlife sanctuaries, National parks and Reserves, Ramsar sites, Marine parks

4.6 Innovative conservation efforts: Traditional rain water harvesting, alternative developmental models, use of solar energy, wind energy etc.

#### **Unit 5 ENVIRONMENT EDUCATION AND ACTION (20%, 6 Marks)**

5.1 Nature trails and Cultural trails

5.2 Environmental Games and Songs

5.3 Campaigns and Camps

5.4 Environmental Club and affiliation with other Environmental Organisations

5.5 Field trips, Excursions

5.6 Projects

## 5.7 Co-relation of Environment with other subjects : Greening language, Geography, Mathematics and Science

### References:

- Kumar V. (2000). Modern Methods of Teaching Environmental Education, 1<sup>st</sup> Edition. New Delhi :Sarup& Sons,.
- Singh N. (1991). Energy Crises. New Delhi: Autopress Tarun Offset Press,
- Thakur Kailash (2001). Environmental Protection Law and Policy in India. New Delhi: Deep & Deep Publications.
- Ragunathan Meena, Pandya Meena . (1999). The Green Reader An Introduction to environmental Concerns and Issues . Ahmedabad : Centre for Environmental Education..
- Agarwal, K.C. (2001) Environmental Biology . Bikaner: Nidi Publ. Ltd.
- Bharucha E. (1992) The Biodiversity of India. (Ahmedabad ) Mapin Publishing Pvt. Ltd.,
- Brunner R.C., (1989). Hazardous Waste Incineration, McGraw Hill Inc. 480p
- Clark R.S.. Marine Pollution, Clarendon Press Oxford
- Cunningham, W.P. Cooper, T.H. Gorhani, E & Hepworth, M.T. (2001). Environmental Encyclopedia. Mumbai: Jaico Publ. House.
- De A.K., Environmental Chemistry, Wiley Eastern Ltd.
- Down to Earth, Centre for Science and Environment
- Gleick, H.P. (1993). Water in crisis, Pacific Institute for Studies in Dev., Environment & Security. Stockholm Env. Institute Oxford Univ. Press.
- Hawkins R.E. (1995) Encyclopedia of Indian Natural History, Bombay Natural History Society, Bombay (R) j) Heywood, V.H & Waston, R.T.. Global Biodiversity Assessment. Cambridge Univ. Press
- Jadhav, H & Bhosale, V.M. (1995). Environmental Protection and Laws. New Delhi: Himalaya Pub. House.
- McKinney, M.L. & School, R.M. (1996). Environmental Science systems & Solutions, Web enhanced edition.
- Mhaskar A.K.. Matter Hazardous. Techno-Science Publication
- Miller T.G. Jr. Environmental Science. Wadsworth Publishing Co.
- Odum, E.P. (1971). Fundamentals of Ecology. W.B. Saunders Co. USA
- Rao M N. & Datta, A.K. (1987). Waste Water treatment. Oxford & IBH Publ. Co. Pvt. Ltd. 345p. q) Sharma B.K., (2001). Environmental Chemistry. Geol Publ. House, Meerut
- Survey of the Environment, The Hindu (M)



- Townsend C., Harper J, and Michael Begon, *Essentials of Ecology*, Blackwell Science
- Trivedi R.K., *Handbook of Environmental Laws, Rules Guidelines, Compliances and Standards*, Vol I and II, Enviro Media
- Trivedi R. K. and P.K. Goel. *Introduction to air pollution*, Techno-Science Publication
- Wanger K.D. (1998) *Environmental Management*. Philadelphia, USA :W.B. Saunders Co.
- Rao, V.K. and Reddy, R.S. (1997) *Environmental Education* New Delhi: Commonwealth Publishers
- Bhatia, S.C. (1984) *Papers in Environmental Education* Indian University Association for Continuing Education. New Delhi
- Premi, K.K., Nuna, S.C. and Menon, P. (1994). *Source book on Environmental Education for Elementary Teacher Educators* National Institute of Educational Planning and Administration. New Delhi
- Pandey, G.N., (1997). *Environmental Management* New Delhi: Vikas Publishing House Pvt. Ltd.
- Mackenzie, A., Ball, A.S., and Virdee, S. R. (2001) *Instant note in Ecology* Mumbai: Viva Books Private Limited

#### **EDU 14: CAPACITY DEVELOPMENT**

## **INSTRUCTIONS:**

1. THESE UNITS MAY BE ADDED /CHANGED WITH PRIOR PERMISSION OF THE BOS.
2. THE COURSE WILL CONSIST OF 4 UNITS AS GIVEN BELOW. **UNIT I** AND **UNIT II** ARE COMPULSORY.

I: LIFE SKILLS

II: ART AND AESTHETICS

III: DISASTER MANAGEMENT

IV: MEDIA LITERACY

V: GENDER ISSUES IN EDUCATION

VI: EDUCATION FOR PEACE

VII: EVENT MANAGEMENT

**Rationale of the course:** Skills needed to function in contemporary society naturally alter over a period of time. As newer technologies permeate into every facet of society, they throw up new challenges that need to be met. Teachers need to train the young not just to cope but to triumph; to be competent and confident in their ability to promote and further the needs of society. In this complex and ever-changing world, society is throwing up newer challenges by the day. Societies are becoming more and more multi-lingual, multi-racial and multi-cultural. The course aims at enhancing or teaching competencies that will help students adapt and behave positively so that one can deal effectively with the challenges of everyday life.

### **The Objectives of the course is to help the teacher-trainee:**

- a) Acquire skills that facilitate healthy human relations among students, teachers, heads-of-school, parents and the community at large.
- b) Acquire skills that facilitate social interactions in a spirit of competition and cooperation and acceptance of cultural differences.
- c) Acquire a basic understanding on various concepts used in disaster management (Disaster, Hazard, Vulnerability, Capacity, Risk and Disaster Management Cycle.)
- d) Develop the skill of organizing an Event - planning to execution and evaluation.
- e) Develop skills for classroom management
- f) Acquire knowledge about the functions of media and information channels in democratic societies, reasonable understanding about the conditions needed to perform those functions effectively and basic skills necessary to evaluate the performance of media and information providers in light of the expected function

## **EDU 14: (I) LIFE SKILLS**

## INTERPERSONAL SKILLS

- a) Characteristics of social skills
- b) Practicing social manners and mannerisms that appeal to healthy personal relationships
- c) Conflict Management

## COOPERATION, TEAM-WORK AND LEADERSHIP SKILLS

- a) Meaning of cooperation and team-work -ability to work effectively and respectfully with diverse teams making necessary compromises to accomplish a common goal
- b) Cooperation versus Competition
- c) Characteristics of a team-player and Leader - assume shared responsibility for collaborative work, and value the individual contributions made by each team member
- d) Influencing and Persuasion

## SELF-MANAGEMENT SKILLS

- a) Maintaining a reflective diary.
- b) SWOT Analysis
- c) Using SWOT analysis to measure present status and plan future action.

## STRESS MANAGEMENT

- a) Managing feelings (Anger, grief and anxiety, loss, abuse, trauma)
- a) Managing stress (Time management, Positive thinking, Relaxation techniques)
- b) Self evaluation / Self assessment / Self-monitoring

## CODE OF CONDUCT

- a) Integrity and ethical behavior in using influence and power; in personal, workplace, and community contexts
- b) Acting responsibly with the interests of the larger community in mind demonstrating ethical behavior

## References

- 1) Jones, Lawrence K. (2013). The Foundation Skills.
- 2) Fensterheim, Herbert, Jean Baer. (1975). Don't Say 'Yes' When You Want to Say 'No'. Dell Publishing: New York.
- 3) Smith, Manuel J. (1975). When I say no, I feel guilty. Bantam Books: New York.
- 4) Dr Xavier Alphonso S.J. (2004) We Shall Overcome- A Textbook on Life Coping Skills Sri Venkateshwar Printers, Chennai.
- 5) Stephen R. Covey. (1989) Seven Habits of Highly Effective People, Simon & Schuster Ltd., West Garden Place, Kendal Street, London W2 2AQ
- 6) P.S. Bright, Think Positive Act Positive. Bright Careers Institute, 1525, Nai Sarak, Delhi
- 7) Jack Canfield & Mark Victor Hansen (1999) Chicken Soup for the Soul. Vol 1, 2 and 3. Westland Books Pvt. Ltd, 62-A, Ormes Rd., Kilpauk, Chennai
- 8) Matthew McKay, Ph. D. & Patrick Fanning (2002) Self-Esteem Master Mind Books, Bangalore
- 9) Zig Ziglar. (2000) See you at the Top Magna Publishing Co. Ltd., Magna House, Mumbai
- 10) Shiv Khera. (1999), You Can Win, Rajiv Beri, Macmillan India Ltd. New Delhi.
- 11) Angela Thody & Dereck Bowden. (2005) Getting Organized Continuum, London
- 12) Robert Heller, Tim Hindle --- et al 2008 The Winners Manual Series 1-5, Dorling Kindersley Ltd., London

## **Objectives**

By the end of the course the student-teacher will:

- Understand the basics of different Art forms – impact of Art forms on the human mind
- Enhance one's artistic and aesthetic sensibility enabling one to respond to the beauty in different Art forms, through genuine exploration, experience and free expression
- Develop skills for integrating different Art forms across school curriculum at the secondary level
- Build an awareness of the rich cultural heritage, artists and artisans.

## **OBJECTIVES**

1. To learn Basics of Drawing: lines, forms, colour, texture, etc.
2. To understand Combination of lines and forms for in terms of design.
3. To learn Basics of Object Drawing, Nature Drawing, Memory Drawing, Drawing with References, all these include sketch work, proportion, composition, colour through thumbnail scale diagrams.
4. To learn 2-D Design with shapes such as National Flag, textile design, sari design, border design.
5. To learn 3-D Design with models form soap, clay, wood, vegetables, chalk, flower making, origami, paper-folding.
6. To Explore and experiment with different methods of Visual Arts like Painting, Block printing, Chart Display, Poster and Collage.
7. To learn Basics of documentation like shooting, editing, cropping, etc.
8. To prepare lesson plans in their respective streams of subjects ( Science/Maths / Social Sciences/Languages etc.) while integrating different art forms Workshop.
9. To learn Meaning and concepts of Arts and aesthetics and its significance at secondary level of school education.

- 10.To Gather Knowledge of Indian Craft Traditions and its relevance in education.
- 11.To Gather Knowledge of Indian Contemporary Arts and Artists.
- 12.To know Indian festivals and its artistic significance.
13. Understand the basics of different Art forms- impact of Art forms on the human mind
14. Enhance one's artistic and aesthetics enabling one to respond to the beauty in different Art forms, through genuine exploration , experience and free expression
15. Develop skills for integrating different Art forms across schools curriculum at the secondary level.
16. Build and awareness of the rich culture heritage, artists and artisans.

## **LEARNING OUTCOMES**

1. Students will Understand the basics of different Art forms through Principals of design and impact of Art forms on the human mind.
- 2.Students will Enhance one's artistic and aesthetic sensibility enabling one to respond to the beauty in different Art forms, through genuine exploration, experience and free expression.
3. Students will learn 2-D Design with shapes such as National Flag, textile design, sari design, border design understanding relevance of design.
4. Students will learn 3-D Design with models form soap, clay, wood, vegetables, chalk, flower making, origami, paper-folding understanding form, material relevance in practical which will help them while making physical aids .
5. Students will Develop skills for integrating different Art forms across school curriculum at the secondary level.
6. Students will learn Basics of documentation like shooting, editing, cropping, etc. which will help them in their projects.

7. Students will have an awareness of the rich cultural heritage, artists and artisans.
8. Students will learn application of Arts and Aesthetics in day-to-day life, in the institute and in the community in practical while organising and participating in the celebrations of festivals, functions, special days, etc. (Activities, such as drawing, and painting, rangoli, clay modelling, pottery, mixed collage, woodcraft, toy making, etc.)
9. Students will learn Meaning and concepts of Arts and aesthetics and its significance at secondary level of school education.
10. Students will Gather Knowledge of Indian Craft Traditions and its relevance in education.
11. Students will Gather Knowledge of Indian Contemporary Arts and Artists.
12. Students will know Indian festivals and its artistic significance
13. Will understand the basic of different art forms, impact of art forms on the human mind.
14. Will Enhance ones artistic and aesthetics enabling one to respond to the beauty in different art forms, through genuine exploration, experience and free expression.
15. Will develop skills for integrating different art forms across schools curriculum at the secondary level.
16. Build and awareness of the rich culture heritage , artists and artisans

### **UNIT 1: VISUAL ARTS AND CRAFTS (20% , 5 marks)**

- 1.1 Basic Drawing: lines, forms, colour, texture.
- 1.2 Combination of lines and forms
- 1.3 (i) Object Drawing, (ii) Nature Drawing, (iii) Memory Drawing, (iv) Drawing with References: all these include sketch work, proportion, composition, colour through thumbnail scale diagrams.
- 1.4 2-D Design with shapes such as National Flag, textile design, sari design, border design
- 1.5 3-D Design with models form soap, clay, wood, vegetables, chalk, flower making, origami, paper-folding.
- 1.6 Exploration and experimentation with different methods of Visual Arts like Painting, Block printing, Chart Display, Poster and Collage.

## **UNIT 2: PERFORMING ARTS: DANCE, MUSIC, THEATRE AND PUPPETRY (20%, 5 marks )**

- 2.1 Listening/viewing and exploring Regional Art forms of music, dance, theatre and puppetry.
- 2.2 Viewing/listening to live and recorded performances of Classical and Regional Art forms
- 2.3 Participation and performance in any one of the Regional Arts forms keeping in mind the integrated approach
- 2.4 Planning a stage-setting for a performance/presentation by the student-teacher.

## **UNIT 3: APPRECIATION OF ARTS (THEORY) (20%, 5 marks)**

- 3.1 Meaning and concepts of Arts and aesthetics and its significance at secondary level of school education • What is the difference between Education in Arts and Arts in Education?
- 3.2 Identification of different performing Art forms and artists ; dance, music and musical instrument, theatre, puppetry, etc. (based on a set of slides, selected for the purpose)
- 3.3 Knowledge of Indian Craft Traditions and its relevance in education (based on a set of slides, selected for the purpose)
- 3.4 Knowledge of Indian Contemporary Arts and Artists; Visual Arts (based on a set of slides, selected for the purpose)
- 3.5 Indian festivals and its artistic significance.

## **UNIT 4: PROJECT WORK (40%, 10 marks)**

- 4.1 Theme-based projects from any one of the curricular areas covering its social, economic, cultural and scientific aspects integrating various Arts and Craft forms;
- 4.2 Textbook analysis to find scope to integrate Art forms either in the text or activities or exercises; Documentation of the processes of any one Art or Craft form with the pedagogical basis such as weaving or printing of textiles, making of musical instruments, folk performances in the community, etc. – how the artist design their products, manage their resources, including raw materials, its marketing, problems they face, to make them aware of these aspects of historical, social, economic, scientific and environmental concerns.
- 4.3 Student-teacher should prepare at least ten lesson plans in their respective streams of subjects ( Science/Maths / Social Sciences/Languages etc.) while integrating different art forms Workshop.
- 4.4 One workshop of one afternoon, of 2 hrs.duration for working with artists/artisans to learn basics of Arts and Crafts and understand its pedagogical significance.
- 4.5 The Arts forms learnt during the course should be relevant to the student-teachers in their profession. Activities, such as drawing, and painting, rangoli, clay modelling, pottery, mixed



collage, woodcraft, toy making, theatre, puppetry, dance, music, etc. region specific should be given more importance for making arts learner-centred.

4.6 The focus of the workshop should be on how art forms can be used as tool/ method of teaching-learning of Languages, Social Sciences, Mathematics and Sciences.

4.7 Suggested Approach for Application of Arts and Aesthetics in day-to-day life, in the institute and in the community are some of the practical aspects, which needs to be taken care too. Student-teachers must organise and participate in the celebrations of festivals, functions, special days, etc.

**References:**

1. Henri, Robert, (2007) The Art Spirit, Perseus Book Group
2. Bang, Molly, (2000) Picture This: How pictures work, Amazon .com
3. Gardiner, John (2013) Bach: Music in the Castle of Heaven, Vintage Books
4. Gurney, James (2009) Imaginative Realism: How to paint what doesn't exist, Amazon.com

This Course focuses on Natural disasters, Preparedness, Response, First Aid and Fire Fighting.

- a) Terminology: Disaster, Hazard, Vulnerability, Risk
    - a. Meaning, differences and classifications
  - b) Disaster Risk Management and Disaster Preparedness & Response
    - b. Meaning of DRM and Disaster Risk Reduction
  - c) Natural Hazards
    - i. Types, causes, effects (Earthquakes, Tsunami, Cyclone, Flood, Drought, landslide)
    - ii. Mitigation Measures of each of the six hazards
  - d) Policy Documents related to Disaster Management  
(Disaster Management Act, 2005; National Disaster Management Framework, 2011;  
National Policy on Disaster Management, 2009; National Disaster Management  
Guidelines, 2007)
    - i. Objectives
    - ii. Agencies – National and State
  - e) Identifying the role that the individual can play in Disaster Management at the  
grassroots level.
    - i. First Aid and Fire Fighting \*
- \*(These courses will be conducted by professional agencies set up for the same)

**References:**

1. Alexander, D. (1993) Natural Disasters, ULC press Ltd, London.
2. Carter, W. N. (1991) Disaster Management: A Disaster Management Handbook, Asian Development Bank, Bangkok.
3. Disaster Management in India, Ministry of Home Affairs, Government of India, New Delhi, 2011.
4. National Policy on Disaster Management, NDMA, New Delhi, 2009.
5. Disaster Management Act. (2005), Ministry of Home Affairs, Government of India, New Delhi.
6. District Disaster Management Plan-Model Template, NIDM, New Delhi, 2005.
7. A Global Report - Reducing Disaster Risk, A Challenge for Development; UNDP Publication, 2004.

8. Good practices in community based disaster risk management; GoI-UNDP Disaster Risk Management Programme; 2002 – 09.
9. Chakrabarty, U. K. Industrial Disaster Management and Emergency Response, Asian Books Pvt. Ltd., New Delhi 2007.
10. Parasuraman, S & Unnikrishnan, P. V. (ed.), India Disasters Report Towards a policy initiative. Oxford, 2000.
11. Valdiya, K. S., Environmental geology Indian context. Tata McGraw Hills, 1987.

### **Documents**

- **National Disaster Management Framework.**(2011). Government of India. Ministry of Home Affairs. New Delhi.
- **National Policy on Disaster Management.**(2009). NDMA, Government of India. New Delhi.
- **National Disaster Management Guidelines – Preparation of State Disaster Management Plans** National Disaster Management Authority, Government of India. (July, 2007).
- **Disaster Management Act.** (2005). Ministry of Home Affairs, Government of India, New Delhi, 2005

### **EDU 14: (IV) MEDIA LITERACY**

- a) Media Literacy **(30%)**

- i. The meaning, need, functions and relevance of Media Literacy.
- ii. Examining how media messages are constructed.
- iii. Identifying ideological messages embedded within all media.
- iv. Identifying the negative messages communicated through the media.
- v. Deconstructing media texts using the 'Media Triangle' (Eddie Dick)
- vi. Identifying the 'story' *not being told* in various media.

b) Objectification **(20%)**

- i. Meaning of 'Objectification', gender stereotypes and roles.
- ii. Critically analysing Media Advertisements for examples of objectification.

c) Critical Thinking **(30%)**

- i. Meaning need and function of critical thinking.
- ii. Characteristics of critical thinkers.
  - i. Critically analysing various media for bias, prejudice, misinformation and/or disinformation.

c) Applying Media Literacy **(20%)**

- i. Creating 'media messages' of different kinds (text, audio, and video).
- ii. Expressing dissent by writing 'letters to the editor', writing articles or presenting street-plays.

## References

- **Objectification Theory**, Psychology of Women Quarterly, 21 (1997), 173-206.
- **Sexual Objectification of Women: Advances to Theory and Research**. (2011). Dawn M. Szymanski, Lauren B. Moffitt, and Erika R. Carr. The Counseling Psychologist. 39(1) 6– 38.
- **Media and Information Literacy –Curriculum for Teachers**. (2011).Wilson, Carolyn, Alton Grizzle, Ramon Tuazon, Kwame Akyempong and Chi-Kim Cheung. Published by UNESCO. Paris, France.
- **Media Literacy and New Humanism**. (2010). José Manuel Pérez Tornero and TapioVaris. Published by the UNESCO Institute for Information Technologies in Education.
- **Media Literacy Project** (1993).
- Packard, Vance. **Hidden Persuaders**.
- Paul, Richard. **Thirty-Five Dimensions of Critical Thinking**.
- Langrehr, John. (1995). **Become a Better Thinker**. Wright Books Pvt. Ltd.: Victoria

- **The Miniature Guide to Critical Thinking – Concepts & Tools.**  
[Available at: <http://www.d.umn.edu/~jetterso/documents/CriticalThinking.pdf>]
- **Handbook of Critical Thinking Resources.** Prince George Community College. (2004).  
[Available at: <http://academic.pg.cc.md.us/~wpeirce/MCCCTR/handbook.pdf>]

## **EDU 14: (V) GENDER ISSUES IN EDUCATION**

**Aims of the Course:**

**Course will enable the students to:**

- Develop basic understanding and familiarity with key concepts—gender, gender bias, gender stereotype, empowerment, gender parity, equity and equality, patriarchy and feminism;
- Understand the gradual paradigm shift from women's studies to gender studies and some important landmarks in connection with gender and education in the historical and contemporary period;
- Learn about gender issues in school, curriculum, textual materials across disciplines, pedagogical processes and its intersection with class, caste, religion and region.
- Understand how gender, power and sexuality relate to education (in terms of access, curriculum and pedagogy).

### **Learning Outcomes**

- The student will be able to differentiate the key concepts—gender, gender bias, gender stereotype, empowerment, gender parity, equity and equality, patriarchy and feminism.
- The student will be able to explain the reason for the gradual paradigm shift from women's studies to gender studies
- The student will be able to explain the important landmarks in connection with gender and education in the historical and contemporary period
- The student will be able to identify the gender issues from the textual materials across disciplines, school, curriculum, pedagogical processes etc in relation with class, caste, religion and region.
- The student will be able to analyze the influence of gender, power and sexuality relate to education
- The student will be enabled to address the violence, sexual harassment and abuses at family, school , workplace, media etc.

### **UNIT 1: GENDER ISSUES**

**( 20%, 20 Marks)**

- 1.1 Gender, sex, sexuality, patriarchy, masculinity and feminism
- 1.2 Gender bias, gender stereotyping, and empowerment
- 1.3 Equity and equality in relation with caste, class, religion, Ethnicity, disability and region.

### **UNIT 2: GENDER STUDIES: PARADIGM SHIFTS**

**( 20%, 20 Marks)**

- 2.1 Paradigm shift from women's studies to gender studies
- 2.2 Contemporary period: Recommendations of policy initiatives , Commissions and committees, schemes, programmes and plans.

### **UNIT 3: GENDER, POWER AND EDUCATION**

**( 25%, 25 Marks)**

3.1 Theories on Gender and Education: Application in the Indian Context : Socialization theory , Gender difference , Structural Theory , Deconstructive theory .

3.2 Gender Identities and Socialization Practices in: Family ,Schools , Other formal and informal organization..

3.3 Schooling of Girls: Inequalities and resistances  
(issues of access, retention and exclusion).

**UNIT 4: GENDER ISSUES IN CURRICULUM**

**(10%, 10 Marks)**

4.1 Gender, culture and institution: Intersection of class, caste, religion and region .

4.2 Curriculum and the gender question

4.3 Teacher as an agent of change

**UNIT 5: GENDER, SEXUALITY, SEXUAL HARASSMENT AND ABUSE (25%, 25 Marks)**

5.1 Development of sexuality, including primary influences in the lives of children (such as gender, body image, role models)

5.2 Understanding the importance of addressing sexual harassment in family, neighborhood and other formal and informal institutions

5.3 Agencies perpetuating violence: Family, school, work place and media (print and electronic)

5.4 Institutions redressing sexual harassment and abuse.

**Suggested Practicum :**

- Project on how students perceive sexuality and their own body images. It would also focus on how gender identities are formed
- Debate on how they perceive role models in their own lives
- Preparing analytical report on portrayal of women in print and electronic media.
- Preparation of project on key concepts and relating it with the social context of the pupil teacher
- Analysis of textual materials from the perspective of gender bias and stereotype
- Organizing debates on equity and equality cutting across gender, class, caste, religion, ethnicity disability, and region.
- Project on women role models in various fields with emphasis on women in unconventional roles.
- Discussion on theories of gender and education with its application in the Indian context
- Analysis of video clipping on portrayal of women
- Collection of folklores reflecting socialization processes.

- Preparation of tools to analyze reflection of gender in curriculum
- Field visits to schools, to observe the schooling processes from a gender perspective.

References :

- MaitraSinhaAnjana , Women In a Changing Society( 1993) ,New Delhi: Ashish Publishing Hous.
- Agarwal J.C., “ Bharat Mein NariShiksha ( Women Education In Education )( 2004) ,New Delhi: VidyaVihar,DaryaGanj.
- SiddiquiMujibulHasan, “ Women Education : A Research Approach”, 1993: Ashish Publishing House, New Delhi.
- Gupt, N.L. ( 2000 ),Women Education Through The Ages . New Delhi: Concept Publishing Company.
- BediKiran , Empowering Women As I See ( 2008) , New Delhi: Sterling Publications.
- Reynolds Marcia , Wander Women: How High – Achieving Women Find Contentment and Direction ( 2004 ) .

### **EDU 14: (VI) EDUCATION FOR PEACE**

**Objectives :-**

This paper objective at broadening notions of student-teachers about peace and peace education, their relevance and connection to inner harmony as well as harmony in social relationships across individuals and groups, based on Constitutional values. The course also



proposes to enable teachers for reflection on the attitudes that generate conflicts at personal and social levels and learning skills and strategies of resolving these conflicts. The contents also focus on strengthening self by continual reflection leading to reduction in stereotypes, and transcending barrier of identity and socialisation. Thus, transformed student-teachers will be enabled to orient curricular and educational processes, find creative alternatives which nurture and promote peace-building capabilities among students and counter the negative influence of media and local community to weed out negative effects by influencing parents, families, and local community. The course transaction must include activities for experiential awareness of peace as a reality at personal and school levels modelled by teacher educators. It should enable them to develop attitudes and skills for resolving conflicts in creative manner and reflect on school, curricula, textbooks and pedagogical processes from peace perspective. The teacher educators must involve prospective teachers in understanding role of media and local community on them. Peaceful solutions to the real issues facing student-teachers may be discussed.

### **Topics**

- ❖ Awareness of relevance of peace
- ❖ Challenges to peace by increasing stresses, conflicts, crimes, terrorism, violence and wars resulting in poor quality of life. Awareness of choices in response to crises in personal, social and professional life
- ❖ Foundations of peace: Pre-requisites to peace in the society are compassionate and ethical decision-making and intercultural and cultural harmony, responsible citizenship, respect for secular and democratic ideals based on non-violence, respect for differences, e.g. socio-economic, gender, etc. life style in harmony with sustainable development
- ❖ Approaches to peace education
- ❖ Nature of conflict – Incompatibility of needs, aspirations, desires and resulting conflicts at different levels in society: intrapersonal, interpersonal, organisational, interstate and global
- ❖ Awareness of the influence of social milieu on self (i) Understanding adequate self as a product of positive experiences of caring, warmth and appreciation in the family, school, neighbourhood, etc. which promote healthy discipline, shunning violence (ii) Negative experiences generate stress, anger aggression (iii) Yoga, meditation, anger/stress management, as practices that restore positive physical health and attitudes
- ❖ Increasing awareness of role of self in (i) discipline, self management; (ii) reducing prejudices, biases and stereotypes and building multicultural orientation; (iii) nurturing ethical behaviour, positivity, non-violence, love and caring, compassion; and (iv) habitual self reflection by using daily journal on experiences.

- ❖ Healthy discipline practices in and outside classroom, for their fairness to different gender, caste and cultural groups, child rights/human rights, and ameliorative approach to discipline rather than punitive;
- ❖ Understanding social justice in local context – its implications for beliefs, attitudes, and values and school/social practices and conflict resolution at all levels
- ❖ Understanding importance of skills and strategies of assessment of the peace-building process in terms of attitudes, values, skills and strategies at school level-motivation and sustenance of efforts, sharing experiences towards peace building, reviewing strategies.

### **Practical Activities to be Taken-up**

- ❖ Experiential learning sessions on yoga, meditation, communication skills, conflicts, their resolution, media influence, cooperative competitive strategies, use of meditation, art, drama, nature to experience harmony
- ❖ Reflective journal to record experiences of the day and reflections thereon during the training programme, sharing and discussing self-expression of change during the training
- ❖ Visits to organisations connected with peace and intercultural harmony, and aesthetic appreciation to experience peace as reality submission of reports on experiences
- ❖ Assignments on topics which require deep understanding and generating creative/alternative ideas to deal with issues and challenges to peace, few suggested topics and sharing in groups. Few suggested topics for assignments are as follows: (i) Conflicts experienced at home/in family/ in society/ in school, etc. (ii) Experiences of handling conflicts in a creative manner (iii) Exploring possible strategies of resolving commonly-experienced conflicts (iv) Healthy discipline among school children (v) Identifying challenges of peace in school and dealing with one such challenge (vi) Strategies of promoting healthy relationships on the job.
- ❖ Approaches to peace education – case studies of local and International
- ❖ Role plays to enact situations involving conflict, corporal punishment, discrimination, and domestic violence in day-to-day life
- ❖ Films clips displaying concerns of peace, good intercultural relationships, environmental presentation and other key ideas and discussions thereon, like -Doha Debates, Sadako, etc.
- ❖ Preparation of collages from newspapers, etc. to highlight issues and challenges to peace or positive response to them
- ❖ Developing an action plan for peace in school and local community
- ❖ Visiting websites on peace education to become familiar with National and International initiatives, approaches and strategies of peace, case studies of conflict in the region.

### **References:-**

1. UpadhyayPratibha- Education for Peace- kalpaz publications, 2010 New Delhi  
ISBN13 -97881783588383
2. Gavriel Salomon (ed)- Handbook on peace Education – Psychology press, 2009 USA.  
ISBN13 -9780805862522
3. Prateeti Barman,– Document on peace Education- India Akansha Publishing, 2009  
ISBN13 -9788183701587
4. Lucy Marcotte, 2015 – Education for a world of peace: Education based on human values – Create space Independent publishing Platform USA
5. Ravindra Kumar – Education, Peace and Development – Gyan publishing house, 2012,  
India

#### **EDU 14: (VII) EVENT MANAGEMENT**

- a) Introduction to Event planning and management,
- b) Event Production, Role of event planner
- c) Skills of good event organiser
- d) Importance of organizing events and its components,
- e) Techniques, Selections, Coordination, Creativity, Designing, Sponsorships,

- f) Event Gadget Management
- g) Public Relations
- h) Evaluation of organising an Event.

**REFERENCES:**

1. Event Planning by Jude Allen
2. Event Management by Lynn Van Der Wagen and Brenda Carlos
3. The Art of Successful Event Management by TanazBasrur
4. Successful Event Management – A Practical Handbook by Anton Shone & Bryn Parry 2<sup>nd</sup> Edition
5. Event Coordination by National Institution of Event Management (NIEM)